

JOHNSON & JOHNSON FUTURE (JNJF) - EUX/202512

2024/07/11 19:04:19

Price
153.615 USDDifference  1.53% (2.31)

General attributes

Symbol	JNJFZ25
Exchange	Eurex
Currency	USD
Security type	Future
Underlying	JOHNSON & JOHNSON
Maturity	12-2025
Contract size	100

Market data

Bid (Bid size)	- USD (-)
Ask (Ask size)	- USD (-)
Open	153.615 USD
High	153.615 USD
Low	153.615 USD
Close (prev. day)	151.3052 USD
Underlying	JOHNSON & JOHNSON
Underlying price (date)	149.70 (24/07/11)
Settlement price (date)	153.62 (24/07/11)
Open Interest	0

Performance and Risk

	6m	1Y	3Y
Perf (%)	-7.13%	-7.60%	-
Perf (abs.)	-11.79	-12.64	-
Beta	-	-	-
Volatility	14.15	16.70	-

Futures and Options

Related Futures	-
Related Options	-

5Y












Information about previous performance does not guarantee future performance.
Source: FactSet

Price data

Ø price 5 days Ø volume 5 days (pcs.)	150.409 USD (0)
Ø price 30 days Ø volume 30 days (pcs.)	150.566 USD (0)
Ø price 100 days Ø volume 100 days (pcs.)	155.863 USD (0)
Ø price 250 days Ø volume 250 days (pcs.)	161.675 USD (0)
YTD High date	168.375 USD (2024/03/01)
YTD Low date	148.401 USD (2024/04/17)
52 Weeks High date	184.339 USD (2023/07/28)
52 Weeks Low date	148.401 USD (2024/04/17)

Recent Research

on underlying	on sector	on market		
Date			Headline	Download
2024/06/21			Global Equity Ratings	
2024/06/14			Global Equity Ratings	
2024/05/29			Global Equity Ratings	
2024/04/26			Global Equity Ratings	
2024/04/03			Global Equity Ratings	