

JOHNSON & JOHNSON FUTURE (JNJF) - EUX/202512

2024/05/02 18:23:44

Price
153.9504 USDDifference  2.66% (3.98)

General attributes

Symbol	JNJFZ25
Exchange	Eurex
Currency	USD
Security type	Future
Underlying	JOHNSON & JOHNSON
Maturity	12-2025
Contract size	100

Market data

Bid (Bid size)	- USD (-)
Ask (Ask size)	- USD (-)
Open	153.9504 USD
High	153.9504 USD
Low	153.9504 USD
Close (prev. day)	149.9665 USD
Underlying	JOHNSON & JOHNSON
Underlying price (date)	149.92 (24/05/02)
Settlement price (date)	153.95 (24/05/02)
Open Interest	0

Performance and Risk

	6m	1Y	3Y
Perf (%)	-1.02%	-8.62%	-
Perf (abs.)	-1.58	-14.53	-
Beta	-	-	-
Volatility	14.38	16.61	-

Futures and Options

Related Futures	-
Related Options	-












Information about previous performance does not guarantee future performance.
Source: FactSet

Price data

Ø price 5 days Ø volume 5 days (pcs.)	151.3458 USD (0)
Ø price 30 days Ø volume 30 days (pcs.)	155.8039 USD (0)
Ø price 100 days Ø volume 100 days (pcs.)	161.1880 USD (0)
Ø price 250 days Ø volume 250 days (pcs.)	164.6148 USD (0)
YTD High date	168.3750 USD (2024/03/01)
YTD Low date	148.4012 USD (2024/04/17)
52 Weeks High date	184.3391 USD (2023/07/28)
52 Weeks Low date	148.4012 USD (2024/04/17)

Recent Research

on underlying	on sector	on market	
Date		Headline	Download
2024/04/26		Global Equity Ratings	
2024/04/03		Global Equity Ratings	
2024/03/13		Global Equity Ratings	
2024/02/22		Global Equity Ratings	
2024/02/14		Global Equity Ratings	