

GENERAL MILLS INC. FUTURE (GISF) - EUX/202512

2024/08/16 19:01:26

Price
70.2585 USD

Difference  -0.64% (-0.45)

General attributes

Symbol	GISFZ25
Exchange	Eurex
Currency	USD
Security type	Future
Underlying	GENERAL MILLS INC.
Maturity	12-2025
Contract size	100

Market data

Bid (Bid size)	- USD (-)
Ask (Ask size)	- USD (-)
Open	70.2585 USD
High	70.2585 USD
Low	70.2585 USD
Close (prev. day)	70.7094 USD
Underlying	GENERAL MILLS INC.
Underlying price (date)	69.03 (24/08/16)
Settlement price (date)	70.26 (24/08/16)
Open Interest	0

Performance and Risk

	6m	1Y	3Y
Perf (%)	+7.09%	-6.45%	-
Perf (abs.)	+4.65	-4.84	-
Beta	-	-	-
Volatility	20.36	19.41	-

Futures and Options

Related Futures	-
Related Options	-

5Y









Information about previous performance does not guarantee future performance.
Source: FactSet

Price data

Ø price 5 days Ø volume 5 days (pcs.)	70.5379 USD (0)
Ø price 30 days Ø volume 30 days (pcs.)	67.7429 USD (0)
Ø price 100 days Ø volume 100 days (pcs.)	69.5056 USD (0)
Ø price 250 days Ø volume 250 days (pcs.)	67.9883 USD (0)
YTD High date	74.3751 USD (2024/04/24)
YTD Low date	63.5281 USD (2024/07/09)
52 Weeks High date	74.3751 USD (2024/04/24)
52 Weeks Low date	63.5281 USD (2024/07/09)

Recent Research

on sector		on market	
Date		Headline	Download
2024/08/16		Akciové trhy - denní zpráva	
2024/08/15		Akciové trhy - denní zpráva	
2024/08/14		Akciové trhy - denní zpráva	
2024/08/13		Akciové trhy - denní zpráva	
2024/08/12		Global Equity Ratings	