

# GILEAD SCIENCES INC. FUTURE (GILF) - EUX/202512

2024/08/30 18:36:41

Price  
**78.7929** USD

Difference  -0.42% (-0.33)

### General attributes

Symbol	GILFZ25
Exchange	Eurex
Currency	USD
Security type	Future
Underlying	GILEAD SCIENCES INC.
Maturity	12-2025
Contract size	100

### Market data

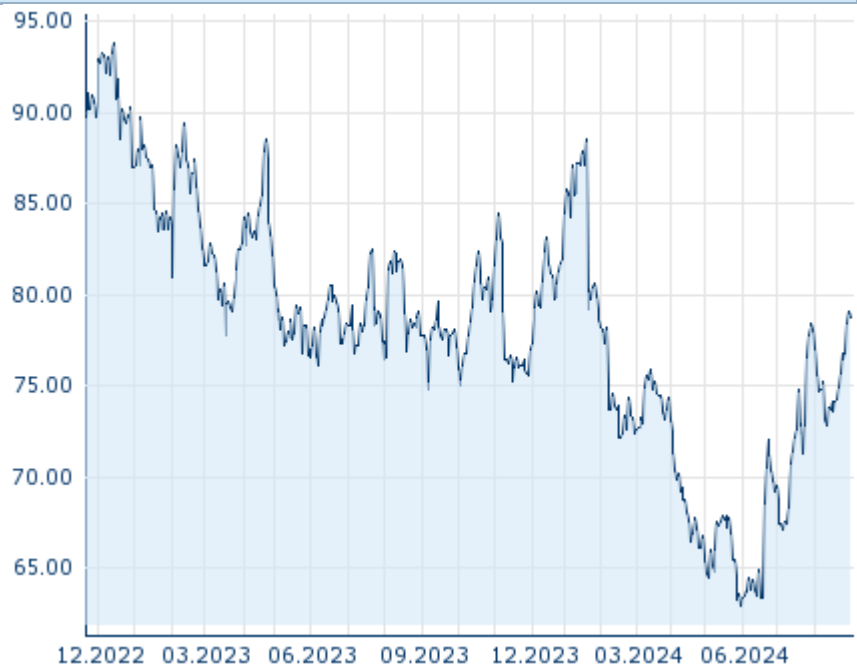
Bid (Bid size)	- USD (-)
Ask (Ask size)	- USD (-)
Open	78.7929 USD
High	78.7929 USD
Low	78.7929 USD
Close (prev. day)	79.1246 USD
Underlying	GILEAD SCIENCES INC.
Underlying price (date)	79.00 (24/08/30)
Settlement price (date)	78.79 (24/08/30)
Open Interest	0

### Performance and Risk

	6m	1Y	3Y
Perf (%)	+8.93%	-0.44%	-
Perf (abs.)	+6.46	-0.34	-
Beta	-	-	-
Volatility	23.63	24.81	-

### Futures and Options

Related Futures	-
Related Options	-











5Y

Information about previous performance does not guarantee future performance.  
Source: FactSet

### Price data

Ø price 5 days   Ø volume 5 days (pcs.)	77.9263 USD (0)
Ø price 30 days   Ø volume 30 days (pcs.)	75.4989 USD (0)
Ø price 100 days   Ø volume 100 days (pcs.)	69.5929 USD (0)
Ø price 250 days   Ø volume 250 days (pcs.)	74.5778 USD (0)
YTD High   date	88.4979 USD (2024/01/19)
YTD Low   date	62.9326 USD (2024/05/31)
52 Weeks High   date	88.4979 USD (2024/01/19)
52 Weeks Low   date	62.9326 USD (2024/05/31)

### Recent Research

on underlying	on sector	on market	
Date		Headline	Download
2024/08/12		Global Equity Ratings	
2024/07/24		Global Equity Ratings	
2024/07/12		Global Equity Ratings	
2024/06/21		Global Equity Ratings	
2024/06/14		Global Equity Ratings	