

NEXTERA ENERGY INC. FUTURE (FPLF) - EUX/202512

2024/04/24 18:35:25

Price
68.1505 USD

Difference  -0.94% (-0.64)

General attributes

Symbol	FPLFZ25
Exchange	Eurex
Currency	USD
Security type	Future
Underlying	NEXTERA ENERGY INC.
Maturity	12-2025
Contract size	100

Market data

Bid (Bid size)	- USD (-)
Ask (Ask size)	- USD (-)
Open	68.1505 USD
High	68.1505 USD
Low	68.1505 USD
Close (prev. day)	68.794 USD
Underlying	NEXTERA ENERGY INC.
Underlying price (date)	65.95 (24/04/25)
Settlement price (date)	68.15 (24/04/24)
Open Interest	0

Performance and Risk

	6m	1Y	3Y
Perf (%)	+20.18%	-18.12%	-
Perf (abs.)	+11.44	-15.08	-
Beta	-	-	-
Volatility	28.18	29.89	-

Futures and Options

Related Futures	-
Related Options	-

5Y












Information about previous performance does not guarantee future performance.
Source: FactSet

Price data

Ø price 5 days Ø volume 5 days (pcs.)	67.2100 USD (0)
Ø price 30 days Ø volume 30 days (pcs.)	64.4926 USD (0)
Ø price 100 days Ø volume 100 days (pcs.)	61.5295 USD (0)
Ø price 250 days Ø volume 250 days (pcs.)	66.8573 USD (0)
YTD High date	68.7940 USD (2024/04/23)
YTD Low date	55.5992 USD (2024/03/04)
52 Weeks High date	82.1193 USD (2023/04/25)
52 Weeks Low date	50.0140 USD (2023/10/06)

Recent Research

on underlying	on sector	on market	
Date		Headline	Download
2024/04/03		Global Equity Ratings	
2024/03/13		Global Equity Ratings	
2024/02/22		Global Equity Ratings	
2024/02/14		Global Equity Ratings	
2024/01/23		Global Equity Ratings	