

DEERE & CO. FUTURE (DEFF) - EUX/202512

2024/08/30 18:36:30

Price
394.4798 USD

Difference  -0.28% (-1.10)

General attributes

Symbol	DEFFZ25
Exchange	Eurex
Currency	USD
Security type	Future
Underlying	DEERE & CO
Maturity	12-2025
Contract size	100

Market data

Bid (Bid size)	- USD (-)
Ask (Ask size)	- USD (-)
Open	394.4798 USD
High	394.4798 USD
Low	394.4798 USD
Close (prev. day)	395.5824 USD
Underlying	DEERE & CO
Underlying price (date)	385.74 (24/08/30)
Settlement price (date)	394.48 (24/08/30)
Open Interest	0

Performance and Risk

	6m	1Y	3Y
Perf (%)	+1.54%	-12.19%	-
Perf (abs.)	+5.99	-54.74	-
Beta	-	-	-
Volatility	24.38	24.20	-

Futures and Options

Related Futures	-
Related Options	-












5Y

Information about previous performance does not guarantee future performance.
Source: FactSet

Price data

Ø price 5 days Ø volume 5 days (pcs.)	393.7831 USD (0)
Ø price 30 days Ø volume 30 days (pcs.)	383.5451 USD (0)
Ø price 100 days Ø volume 100 days (pcs.)	398.2388 USD (0)
Ø price 250 days Ø volume 250 days (pcs.)	406.7894 USD (0)
YTD High date	441.5971 USD (2024/05/14)
YTD Low date	358.7089 USD (2024/08/06)
52 Weeks High date	458.4936 USD (2023/09/05)
52 Weeks Low date	358.7089 USD (2024/08/06)

Recent Research

on underlying	on sector	on market	
Date		Headline	Download
2024/08/12		Global Equity Ratings	
2024/07/24		Global Equity Ratings	
2024/07/12		Global Equity Ratings	
2024/06/21		Global Equity Ratings	
2024/06/14		Global Equity Ratings	