

# DEERE & CO. FUTURE (DEFF) - EUX/202512

2024/09/10 18:39:14

**Price**  
397.5493 USD

**Difference**  -1.03% (-4.13)

### General attributes

Symbol	DEFFZ25
Exchange	Eurex
Currency	USD
Security type	Future
Underlying	DEERE & CO
Maturity	12-2025
Contract size	100

### Market data

Bid (Bid size)	- USD (-)
Ask (Ask size)	- USD (-)
Open	397.5493 USD
High	397.5493 USD
Low	397.5493 USD
Close (prev. day)	401.6792 USD
Underlying	DEERE & CO
Underlying price (date)	387.30 (24/09/10)
Settlement price (date)	397.55 (24/09/10)
Open Interest	0

### Performance and Risk

	6m	1Y	3Y
Perf (%)	+0.19%	-10.64%	-
Perf (abs.)	+0.74	-47.31	-
Beta	-	-	-
Volatility	24.59	24.29	-

### Futures and Options

Related Futures	-
Related Options	-













Information about previous performance does not guarantee future performance.  
Source: FactSet

### Price data

Ø price 5 days   Ø volume 5 days (pcs.)	399.8751 USD (0)
Ø price 30 days   Ø volume 30 days (pcs.)	384.1650 USD (0)
Ø price 100 days   Ø volume 100 days (pcs.)	396.4183 USD (0)
Ø price 250 days   Ø volume 250 days (pcs.)	405.4920 USD (0)
YTD High   date	441.5971 USD (2024/05/14)
YTD Low   date	358.7089 USD (2024/08/06)
52 Weeks High   date	451.4226 USD (2023/09/18)
52 Weeks Low   date	358.7089 USD (2024/08/06)

### Recent Research

on underlying	on sector	on market	
Date		Headline	Download
2024/09/05		Global Equity Ratings	
2024/08/12		Global Equity Ratings	
2024/07/24		Global Equity Ratings	
2024/07/12		Global Equity Ratings	
2024/06/21		Global Equity Ratings	

5Y