

DEERE & CO. FUTURE (DEFF) - EUX/202512

2024/05/03 18:32:47

Price
420.9468 USD

Difference  0.18% (0.77)

General attributes

Symbol	DEFFZ25
Exchange	Eurex
Currency	USD
Security type	Future
Underlying	DEERE & CO
Maturity	12-2025
Contract size	100

Market data

Bid (Bid size)	- USD (-)
Ask (Ask size)	- USD (-)
Open	420.9468 USD
High	420.9468 USD
Low	420.9468 USD
Close (prev. day)	420.1748 USD
Underlying	DEERE & CO
Underlying price (date)	402.325 (24/05/06)
Settlement price (date)	420.95 (24/05/03)
Open Interest	0

Performance and Risk

	6m	1Y	3Y
Perf (%)	+1.55%	+1.13%	-
Perf (abs.)	+6.43	+4.72	-
Beta	-	-	-
Volatility	21.75	23.17	-

Futures and Options

Related Futures	-
Related Options	-











5Y

Information about previous performance does not guarantee future performance.
Source: FactSet

Price data

Ø price 5 days Ø volume 5 days (pcs.)	421.8521 USD (0)
Ø price 30 days Ø volume 30 days (pcs.)	427.3067 USD (0)
Ø price 100 days Ø volume 100 days (pcs.)	413.4997 USD (0)
Ø price 250 days Ø volume 250 days (pcs.)	422.8596 USD (0)
YTD High date	440.3966 USD (2024/04/04)
YTD Low date	381.0440 USD (2024/02/21)
52 Weeks High date	489.9145 USD (2023/07/25)
52 Weeks Low date	377.1673 USD (2023/05/30)

Recent Research

on underlying	on sector	on market	
Date		Headline	Download
2024/04/26		Global Equity Ratings	
2024/04/03		Global Equity Ratings	
2024/03/13		Global Equity Ratings	
2024/02/22		Global Equity Ratings	
2024/02/14		Global Equity Ratings	