


# CISCO SYSTEMS INC. FUTURE (CSCF) - EUX/202512

2024/05/20 19:00:23

**Price**  
**48.9815** USD

**Difference**  **-1.66% (-0.83)**

**General attributes**

Symbol	CSCFZ25
Exchange	Eurex
Currency	USD
Security type	Future
Underlying	CISCO SYSTEMS INC
Maturity	12-2025
Contract size	100

**Market data**

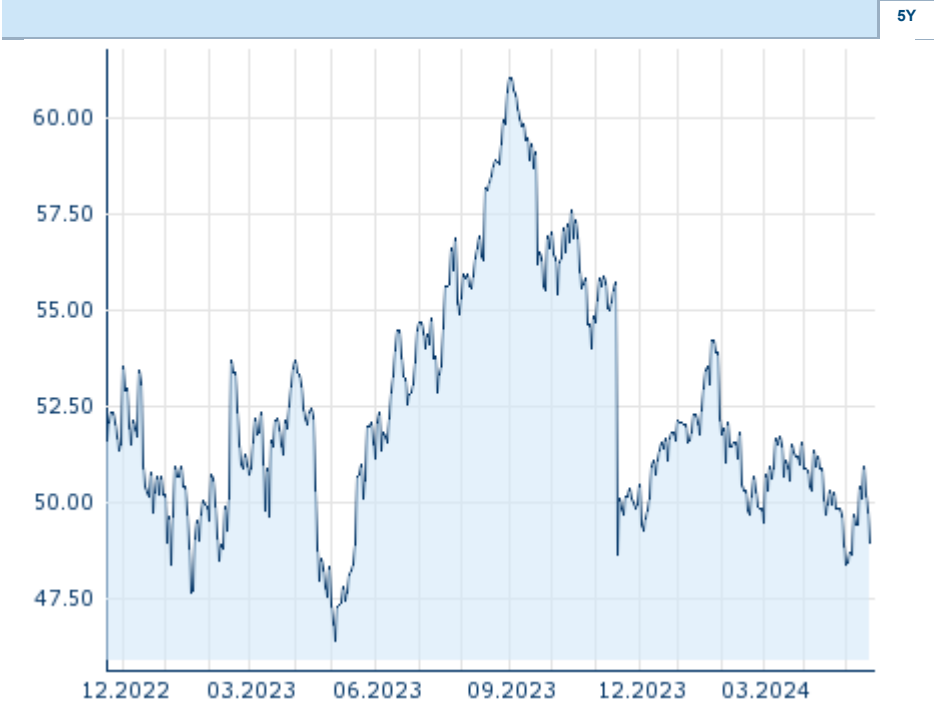
Bid (Bid size)	- USD (-)
Ask (Ask size)	- USD (-)
Open	48.9815 USD
High	48.9815 USD
Low	48.9815 USD
Close (prev. day)	49.8098 USD
Underlying	CISCO SYSTEMS INC
Underlying price (date)	47.13 (24/05/20)
Settlement price (date)	48.98 (24/05/20)
Open Interest	0

**Performance and Risk**

	6m	1Y	3Y
Perf (%)	-0.56%	+2.98%	-
Perf (abs.)	-0.28	+1.44	-
Beta	-	-	-
Volatility	15.44	22.09	-

**Futures and Options**

Related Futures	-
Related Options	-









Information about previous performance does not guarantee future performance.  
 Source: FactSet

**Price data**

Ø price 5 days   Ø volume 5 days (pcs.)	50.3035 USD (0)
Ø price 30 days   Ø volume 30 days (pcs.)	49.9486 USD (0)
Ø price 100 days   Ø volume 100 days (pcs.)	51.0390 USD (0)
Ø price 250 days   Ø volume 250 days (pcs.)	53.3446 USD (0)
YTD High   date	54.2557 USD (2024/01/26)
YTD Low   date	48.3729 USD (2024/05/02)
52 Weeks High   date	61.0601 USD (2023/09/01)
52 Weeks Low   date	48.3729 USD (2024/05/02)

**Recent Research**

on underlying	on sector	on market	
Date		Headline	Download
2024/04/26		Global Equity Ratings	
2024/04/03		Global Equity Ratings	
2024/03/13		Global Equity Ratings	
2024/02/22		Global Equity Ratings	
2024/02/14		Global Equity Ratings	