

COSTCO WHOLESALE CORP. FUTURE (COSF) - EUX/202512

2023/06/02 18:31:14

Price
565.2017 USDDifference  1.82% (10.09)

General attributes

Symbol	COSFZ25
Exchange	Eurex
Currency	USD
Security type	Future
Underlying	COSTCO WHOLESALE CORP
Maturity	12-2025
Contract size	100

Market data

Bid (Bid size)	- USD (-)
Ask (Ask size)	- USD (-)
Open	565.2017 USD
High	565.2017 USD
Low	565.2017 USD
Close (prev. day)	555.1138 USD
Underlying	COSTCO WHOLESALE CORP
Underlying price (date)	512.59 (23/06/02)
Settlement price (date)	565.20 (23/06/02)
Open Interest	0

Performance and Risk

	6m	1Y	3Y
Perf (%)	+1.63%	-	-
Perf (abs.)	+9.08	-	-
Beta	-	-	-
Volatility	24.62	24.56	24.56

Futures and Options

Related Futures	-
Related Options	-









Information about previous performance does not guarantee future performance.
Source: FactSet

Price data

Ø price 5 days Ø volume 5 days (pcs.)	558.0945 USD (0)
Ø price 30 days Ø volume 30 days (pcs.)	544.6559 USD (0)
Ø price 100 days Ø volume 100 days (pcs.)	544.7269 USD (0)
Ø price 250 days Ø volume 250 days (pcs.)	- USD (0)
YTD High date	576.0744 USD (2023/02/02)
YTD Low date	498.7461 USD (2023/01/03)
52 Weeks High date	603.5678 USD (2022/11/23)
52 Weeks Low date	498.7461 USD (2023/01/03)

Recent Research

on sector		on market	
Date		Headline	Download
2023/06/01		Global Equity Ratings	
2023/05/24		Global Equity Ratings	
2023/05/03		Global Equity Ratings	
2023/04/25		Global Equity Ratings	
2023/03/28		Global Equity Ratings	