

# CITIGROUP INC. FUTURE (CITG) - EUX/202512

2024/09/16 18:46:38

Price  
**58.19** USD

Difference  0.51% (0.29)

### General attributes

Symbol	CITGZ25
Exchange	Eurex
Currency	USD
Security type	Future
Underlying	CITIGROUP INC
Maturity	12-2025
Contract size	100

### Market data

Bid (Bid size)	- USD (-)
Ask (Ask size)	- USD (-)
Open	58.19 USD
High	58.19 USD
Low	58.19 USD
Close (prev. day)	57.8964 USD
Underlying	CITIGROUP INC
Underlying price (date)	58.395 (24/09/16)
Settlement price (date)	58.19 (24/09/16)
Open Interest	0

### Performance and Risk

	6m	1Y	3Y
Perf (%)	-2.05%	+36.46%	-
Perf (abs.)	-1.21	+15.47	-
Beta	-	-	-
Volatility	26.37	28.16	-

### Futures and Options

Related Futures	-
Related Options	-












5Y

Information about previous performance does not guarantee future performance.  
Source: FactSet

### Price data

Ø price 5 days   Ø volume 5 days (pcs.)	57.73 USD (0)
Ø price 30 days   Ø volume 30 days (pcs.)	60.18 USD (0)
Ø price 100 days   Ø volume 100 days (pcs.)	63.19 USD (0)
Ø price 250 days   Ø volume 250 days (pcs.)	55.92 USD (0)
YTD High   date	68.95 USD (2024/07/17)
YTD Low   date	50.49 USD (2024/01/18)
52 Weeks High   date	68.95 USD (2024/07/17)
52 Weeks Low   date	37.59 USD (2023/10/30)

### Recent Research

on underlying	on sector	on market	
Date		Headline	Download
2024/09/11		Global Equity Ratings	
2024/09/05		Global Equity Ratings	
2024/08/12		Global Equity Ratings	
2024/07/24		Global Equity Ratings	
2024/07/12		Global Equity Ratings	