

CITIGROUP INC. FUTURE (CITG) - EUX/202512

2024/04/25 18:46:34

Price
63.0888 USD

Difference  -0.41% (-0.26)

General attributes

Symbol	CITGZ25
Exchange	Eurex
Currency	USD
Security type	Future
Underlying	CITIGROUP INC
Maturity	12-2025
Contract size	100

Market data

Bid (Bid size)	- USD (-)
Ask (Ask size)	- USD (-)
Open	63.0888 USD
High	63.0888 USD
Low	63.0888 USD
Close (prev. day)	63.3469 USD
Underlying	CITIGROUP INC
Underlying price (date)	61.79 (24/04/25)
Settlement price (date)	63.09 (24/04/25)
Open Interest	0

Performance and Risk

	6m	1Y	3Y
Perf (%)	+66.26%	+33.80%	-
Perf (abs.)	+25.14	+15.94	-
Beta	-	-	-
Volatility	27.63	28.38	-

Futures and Options

Related Futures	-
Related Options	-

5Y












Information about previous performance does not guarantee future performance.
Source: FactSet

Price data

Ø price 5 days Ø volume 5 days (pcs.)	62.3549 USD (0)
Ø price 30 days Ø volume 30 days (pcs.)	61.6454 USD (0)
Ø price 100 days Ø volume 100 days (pcs.)	55.9084 USD (0)
Ø price 250 days Ø volume 250 days (pcs.)	48.6085 USD (0)
YTD High date	64.8195 USD (2024/04/02)
YTD Low date	50.4942 USD (2024/01/18)
52 Weeks High date	64.8195 USD (2024/04/02)
52 Weeks Low date	37.5930 USD (2023/10/30)

Recent Research

on underlying	on sector	on market	
Date		Headline	Download
2024/04/03		Global Equity Ratings	
2024/03/13		Global Equity Ratings	
2024/02/22		Global Equity Ratings	
2024/02/14		Global Equity Ratings	
2024/01/23		Global Equity Ratings	