

CITIGROUP INC. FUTURE (CITG) - EUX/202512

2023/09/25 18:57:08

Price
40.5451 USD

Difference  -1.82% (-0.75)

General attributes

Symbol	CITGZ25
Exchange	Eurex
Currency	USD
Security type	Future
Underlying	CITIGROUP INC
Maturity	12-2025
Contract size	100

Market data

Bid (Bid size)	- USD (-)
Ask (Ask size)	- USD (-)
Open	40.5451 USD
High	40.5451 USD
Low	40.5451 USD
Close (prev. day)	41.2988 USD
Underlying	CITIGROUP INC
Underlying price (date)	41.02 (23/09/25)
Settlement price (date)	40.55 (23/09/25)
Open Interest	0

Performance and Risk

	6m	1Y	3Y
Perf (%)	-0.42%	-	-
Perf (abs.)	-0.17	-	-
Beta	-	-	-
Volatility	28.24	33.36	33.36

Futures and Options

Related Futures	-
Related Options	-

5Y











Information about previous performance does not guarantee future performance.
Source: FactSet

Price data

Ø price 5 days Ø volume 5 days (pcs.)	41.7850 USD (0)
Ø price 30 days Ø volume 30 days (pcs.)	41.5140 USD (0)
Ø price 100 days Ø volume 100 days (pcs.)	44.8144 USD (0)
Ø price 250 days Ø volume 250 days (pcs.)	- USD (0)
YTD High date	52.9354 USD (2023/03/06)
YTD Low date	39.9245 USD (2023/09/08)
52 Weeks High date	52.9354 USD (2023/03/06)
52 Weeks Low date	39.9245 USD (2023/09/08)

Recent Research

on underlying	on sector	on market	
Date		Headline	Download
2023/09/08		Global Equity Ratings	
2023/08/22		Global Equity Ratings	
2023/08/17		Global Equity Ratings	
2023/08/09		Global Equity Ratings	
2023/07/21		Global Equity Ratings	