

CITIGROUP INC. FUTURE (CITG) - EUX/202512

2023/10/02 19:01:50

Price
40.041 USD

Difference  -2.03% (-0.83)

General attributes

| | |
|---------------|---------------|
| Symbol | CITGZ25 |
| Exchange | Eurex |
| Currency | USD |
| Security type | Future |
| Underlying | CITIGROUP INC |
| Maturity | 12-2025 |
| Contract size | 100 |

Market data

| | |
|-------------------------|------------------|
| Bid (Bid size) | - USD (-) |
| Ask (Ask size) | - USD (-) |
| Open | 40.041 USD |
| High | 40.041 USD |
| Low | 40.041 USD |
| Close (prev. day) | 40.8723 USD |
| Underlying | CITIGROUP INC |
| Underlying price (date) | 40.50 (23/10/02) |
| Settlement price (date) | 40.04 (23/10/02) |
| Open Interest | 0 |

Performance and Risk

| | 6m | 1Y | 3Y |
|-------------|---------|-------|-------|
| Perf (%) | -12.07% | - | - |
| Perf (abs.) | -5.50 | - | - |
| Beta | - | - | - |
| Volatility | 27.12 | 33.17 | 33.17 |

Futures and Options

| | |
|-----------------|---|
| Related Futures | - |
| Related Options | - |

5Y













Information about previous performance does not guarantee future performance.
Source: FactSet

Price data

| | |
|---|-------------------------|
| Ø price 5 days Ø volume 5 days (pcs.) | 40.367 USD (0) |
| Ø price 30 days Ø volume 30 days (pcs.) | 41.151 USD (0) |
| Ø price 100 days Ø volume 100 days (pcs.) | 44.580 USD (0) |
| Ø price 250 days Ø volume 250 days (pcs.) | - USD (0) |
| YTD High date | 52.935 USD (2023/03/06) |
| YTD Low date | 39.925 USD (2023/09/08) |
| 52 Weeks High date | 52.935 USD (2023/03/06) |
| 52 Weeks Low date | 39.925 USD (2023/09/08) |

Recent Research

| on underlying | on sector | on market | |
|---------------|---|-----------------------|---|
| Date | | Headline | Download |
| 2023/09/29 |  | Global Equity Ratings |  |
| 2023/09/08 |  | Global Equity Ratings |  |
| 2023/08/22 |  | Global Equity Ratings |  |
| 2023/08/17 |  | Global Equity Ratings |  |
| 2023/08/09 |  | Global Equity Ratings |  |