

CITIGROUP INC. FUTURE (CITG) - EUX/202512

2023/06/02 18:31:11

Price
45.6673 USD
 Difference  2.61% (1.16)

General attributes

Symbol	CITGZ25
Exchange	Eurex
Currency	USD
Security type	Future
Underlying	CITIGROUP INC
Maturity	12-2025
Contract size	100

Market data

Bid (Bid size)	- USD (-)
Ask (Ask size)	- USD (-)
Open	45.6673 USD
High	45.6673 USD
Low	45.6673 USD
Close (prev. day)	44.5071 USD
Underlying	CITIGROUP INC
Underlying price (date)	46.32 (23/06/02)
Settlement price (date)	45.67 (23/06/02)
Open Interest	0

Performance and Risk

	6m	1Y	3Y
Perf (%)	-5.95%	-	-
Perf (abs.)	-2.89	-	-
Beta	-	-	-
Volatility	39.10	38.32	38.32

Futures and Options

Related Futures	-
Related Options	-

5Y








Information about previous performance does not guarantee future performance.
 Source: FactSet

Price data

Ø price 5 days Ø volume 5 days (pcs.)	44.1480 USD (0)
Ø price 30 days Ø volume 30 days (pcs.)	45.0230 USD (0)
Ø price 100 days Ø volume 100 days (pcs.)	47.4145 USD (0)
Ø price 250 days Ø volume 250 days (pcs.)	- USD (0)
YTD High date	52.9354 USD (2023/03/06)
YTD Low date	40.7164 USD (2023/03/24)
52 Weeks High date	52.9354 USD (2023/03/06)
52 Weeks Low date	40.7164 USD (2023/03/24)

Recent Research

on underlying	on sector	on market	
Date		Headline	Download
2023/06/01		Global Equity Ratings	
2023/05/24		Global Equity Ratings	
2023/05/03		Global Equity Ratings	
2023/04/25		Global Equity Ratings	
2023/03/28		Global Equity Ratings	