

BCE INC. FUTURE (BCEF) - EUX/202512

2024/04/19 18:41:30

Price
30.1181 USDDifference  0.92% (0.27)

General attributes

Symbol	BCEFZ25
Exchange	Eurex
Currency	USD
Security type	Future
Underlying	BCE INC.
Maturity	12-2025
Contract size	100

Market data

Bid (Bid size)	- USD (-)
Ask (Ask size)	- USD (-)
Open	30.1181 USD
High	30.1181 USD
Low	30.1181 USD
Close (prev. day)	29.8442 USD
Underlying	BCE INC.
Underlying price (date)	44.80 (24/04/19)
Settlement price (date)	30.12 (24/04/19)
Open Interest	0

Performance and Risk

	6m	1Y	3Y
Perf (%)	-14.54%	-32.86%	-
Perf (abs.)	-5.13	-14.74	-
Beta	-	-	-
Volatility	22.16	20.14	-

Futures and Options

Related Futures	-
Related Options	-

5Y











Information about previous performance does not guarantee future performance.
Source: FactSet

Price data

Ø price 5 days Ø volume 5 days (pcs.)	29.8746 USD (0)
Ø price 30 days Ø volume 30 days (pcs.)	31.2915 USD (0)
Ø price 100 days Ø volume 100 days (pcs.)	35.0612 USD (0)
Ø price 250 days Ø volume 250 days (pcs.)	37.8198 USD (0)
YTD High date	39.1406 USD (2024/01/19)
YTD Low date	29.6372 USD (2024/04/17)
52 Weeks High date	44.9861 USD (2023/04/28)
52 Weeks Low date	29.6372 USD (2024/04/17)

Recent Research

on sector			
Date		Headline	Download
2024/04/03		Global Equity Ratings	
2024/03/13		Global Equity Ratings	
2024/02/22		Global Equity Ratings	
2024/02/14		Global Equity Ratings	
2024/01/23		Global Equity Ratings	