

SWISSCOM AG FUTURE (SCMH) - EUX/202512

2024/09/17 18:46:13

Price
537.4616 CHF

Difference  **-0.37% (-1.99)**

General attributes

Symbol	SCMHZ25
Exchange	Eurex
Currency	CHF
Security type	Future
Underlying	SWISSCOM AG
Maturity	12-2025
Contract size	10

Market data

Bid (Bid size)	- CHF (-)
Ask (Ask size)	- CHF (-)
Open	537.4616 CHF
High	537.4616 CHF
Low	537.4616 CHF
Close (prev. day)	539.4534 CHF
Underlying	SWISSCOM AG
Underlying price (date)	548.50 (24/09/18)
Settlement price (date)	537.46 (24/09/17)
Open Interest	0

Performance and Risk

	6m	1Y	3Y
Perf (%)	+6.34%	+0.81%	-
Perf (abs.)	+32.06	+4.30	-
Beta	-	-	-
Volatility	11.80	14.18	-

Futures and Options

Related Futures	-
Related Options	-

5Y












Information about previous performance does not guarantee future performance.
Source: FactSet

Price data

Ø price 5 days Ø volume 5 days (pcs.)	537.2624 CHF (0)
Ø price 30 days Ø volume 30 days (pcs.)	525.4998 CHF (0)
Ø price 100 days Ø volume 100 days (pcs.)	507.8112 CHF (0)
Ø price 250 days Ø volume 250 days (pcs.)	501.3728 CHF (0)
YTD High date	539.4534 CHF (2024/09/16)
YTD Low date	472.0435 CHF (2024/02/12)
52 Weeks High date	541.2031 CHF (2023/09/21)
52 Weeks Low date	472.0435 CHF (2024/02/12)

Recent Research

on sector		on market	
Date		Headline	Download
2024/09/11		Global Equity Ratings	
2024/09/05		Global Equity Ratings	
2024/08/12		Global Equity Ratings	
2024/07/24		Global Equity Ratings	
2024/07/12		Global Equity Ratings	