

# MERLIN PROPERTIES SOCIMI S.A. FUTURE (MRLF) - EUX/202512

2024/09/16 18:46:54

Price  
**11.596** EUR

Difference  1.07% (0.12)

### General attributes

Symbol	MRLFZ25
Exchange	Eurex
Currency	EUR
Security type	Future
Underlying	MERLIN PROPERTIES SOCIMI S.A.
Maturity	12-2025
Contract size	100

### Market data

Bid (Bid size)	- EUR (-)
Ask (Ask size)	- EUR (-)
Open	11.596 EUR
High	11.596 EUR
Low	11.596 EUR
Close (prev. day)	11.4738 EUR
Underlying	MERLIN PROPERTIES SOCIMI S.A.
Underlying price (date)	11.81 (24/09/16)
Settlement price (date)	11.60 (24/09/16)
Open Interest	0

### Performance and Risk

	6m	1Y	3Y
Perf (%)	+32.74%	+51.58%	-
Perf (abs.)	+2.86	+3.95	-
Beta	-	-	-
Volatility	24.61	26.85	-

### Futures and Options

Related Futures	-
Related Options	-

5Y












Information about previous performance does not guarantee future performance.  
Source: FactSet

### Price data

Ø price 5 days   Ø volume 5 days (pcs.)	11.339 EUR (0)
Ø price 30 days   Ø volume 30 days (pcs.)	10.733 EUR (0)
Ø price 100 days   Ø volume 100 days (pcs.)	10.583 EUR (0)
Ø price 250 days   Ø volume 250 days (pcs.)	9.464 EUR (0)
YTD High   date	11.596 EUR (2024/09/16)
YTD Low   date	8.357 EUR (2024/02/29)
52 Weeks High   date	11.596 EUR (2024/09/16)
52 Weeks Low   date	6.990 EUR (2023/10/25)

### Recent Research

on sector		on market	
Date		Headline	Download
2024/09/11		Global Equity Ratings	
2024/09/05		Global Equity Ratings	
2024/08/12		Global Equity Ratings	
2024/07/24		Global Equity Ratings	
2024/07/12		Global Equity Ratings	