

YPSOMED HOLDING AG FUTURE (YPSF) - EUX/202512

2024/09/13 18:36:01

Price
425.0428 CHFDifference  -0.38% (-1.63)

General attributes

Symbol	YPSFZ25
Exchange	Eurex
Currency	CHF
Security type	Future
Underlying	YPSOMED HOLDING AG
Maturity	12-2025
Contract size	100

Market data

Bid (Bid size)	- CHF (-)
Ask (Ask size)	- CHF (-)
Open	425.0428 CHF
High	425.0428 CHF
Low	425.0428 CHF
Close (prev. day)	426.6702 CHF
Underlying	YPSOMED HOLDING AG
Underlying price (date)	423.00 (24/09/13)
Settlement price (date)	425.04 (24/09/13)
Open Interest	0

Performance and Risk

	6m	1Y	3Y
Perf (%)	+19.28%	+56.02%	-
Perf (abs.)	+68.69	+152.61	-
Beta	-	-	-
Volatility	34.54	31.11	-

Futures and Options

Related Futures	-
Related Options	-









5Y

Information about previous performance does not guarantee future performance.
Source: FactSet

Price data

Ø price 5 days Ø volume 5 days (pcs.)	425.9639 CHF (0)
Ø price 30 days Ø volume 30 days (pcs.)	411.4470 CHF (0)
Ø price 100 days Ø volume 100 days (pcs.)	395.3370 CHF (0)
Ø price 250 days Ø volume 250 days (pcs.)	347.7446 CHF (0)
YTD High date	434.1039 CHF (2024/07/11)
YTD Low date	297.2866 CHF (2024/01/17)
52 Weeks High date	434.1039 CHF (2024/07/11)
52 Weeks Low date	253.7074 CHF (2023/10/27)

Recent Research

on sector		on market	
Date		Headline	Download
2024/09/11		Global Equity Ratings	
2024/09/05		Global Equity Ratings	
2024/08/12		Global Equity Ratings	
2024/07/24		Global Equity Ratings	
2024/07/12		Global Equity Ratings	