

## KERING S.A. FUTURE (PPXH) - EUX/202512

2024/07/26 18:35:43

Price  
**289.9316** EURDifference  2.10% (5.97)

## General attributes

Symbol	PPXHZ25
Exchange	Eurex
Currency	EUR
Security type	Future
Underlying	KERING S.A.
Maturity	12-2025
Contract size	100

## Market data

Bid (Bid size)	- EUR (-)
Ask (Ask size)	- EUR (-)
Open	289.9316 EUR
High	289.9316 EUR
Low	289.9316 EUR
Close (prev. day)	283.9608 EUR
Underlying	KERING S.A.
Underlying price (date)	284.20 (24/07/26)
Settlement price (date)	289.93 (24/07/26)
Open Interest	0

## Performance and Risk

	6m	1Y	3Y
Perf (%)	-24.95%	-46.71%	-
Perf (abs.)	-96.38	-254.16	-
Beta	-	-	-
Volatility	35.65	31.87	-

## Futures and Options

Related Futures	-
Related Options	-

5Y












Information about previous performance does not guarantee future performance.  
Source: FactSet

## Price data

Ø price 5 days   Ø volume 5 days (pcs.)	305.4301 EUR (0)
Ø price 30 days   Ø volume 30 days (pcs.)	327.4018 EUR (0)
Ø price 100 days   Ø volume 100 days (pcs.)	346.6391 EUR (0)
Ø price 250 days   Ø volume 250 days (pcs.)	396.3584 EUR (0)
YTD High   date	439.4694 EUR (2024/02/22)
YTD Low   date	283.9608 EUR (2024/07/25)
52 Weeks High   date	560.5300 EUR (2023/07/27)
52 Weeks Low   date	283.9608 EUR (2024/07/25)

## Recent Research

on underlying	on sector	on market		
Date			Headline	Download
2024/02/14			Global Equity Ratings	
2024/01/23			Global Equity Ratings	
2023/12/21			Global Equity Ratings	
2023/12/07			Global Equity Ratings	
2023/11/24			Global Equity Ratings	