

KERING S.A. FUTURE (PPXH) - EUX/202512

2024/05/03 18:33:20

Price
336.1109 EURDifference  1.70% (5.61)

General attributes

Symbol	PPXHZ25
Exchange	Eurex
Currency	EUR
Security type	Future
Underlying	KERING S.A.
Maturity	12-2025
Contract size	100

Market data

Bid (Bid size)	- EUR (-)
Ask (Ask size)	- EUR (-)
Open	336.1109 EUR
High	336.1109 EUR
Low	336.1109 EUR
Close (prev. day)	330.5008 EUR
Underlying	KERING S.A.
Underlying price (date)	328.55 (24/05/03)
Settlement price (date)	336.11 (24/05/03)
Open Interest	0

Performance and Risk

	6m	1Y	3Y
Perf (%)	-17.89%	-43.84%	-
Perf (abs.)	-72.00	-258.04	-
Beta	-	-	-
Volatility	34.78	30.92	-

Futures and Options

Related Futures	-
Related Options	-












Information about previous performance does not guarantee future performance.
Source: FactSet

Price data

Ø price 5 days Ø volume 5 days (pcs.)	333.1951 EUR (0)
Ø price 30 days Ø volume 30 days (pcs.)	352.1578 EUR (0)
Ø price 100 days Ø volume 100 days (pcs.)	387.3962 EUR (0)
Ø price 250 days Ø volume 250 days (pcs.)	445.9266 EUR (0)
YTD High date	439.4694 EUR (2024/02/22)
YTD Low date	325.3010 EUR (2024/04/24)
52 Weeks High date	592.9390 EUR (2023/05/03)
52 Weeks Low date	325.3010 EUR (2024/04/24)

Recent Research

on underlying	on sector	on market		
Date			Headline	Download
2024/02/14			Global Equity Ratings	
2024/01/23			Global Equity Ratings	
2023/12/21			Global Equity Ratings	
2023/12/07			Global Equity Ratings	
2023/11/24			Global Equity Ratings	