

KERING S.A. FUTURE (PPXH) - EUX/202512

2024/04/23 18:24:59

Price
349.8882 EURDifference  0.98% (3.40)

General attributes

| | |
|---------------|-------------|
| Symbol | PPXHZ25 |
| Exchange | Eurex |
| Currency | EUR |
| Security type | Future |
| Underlying | KERING S.A. |
| Maturity | 12-2025 |
| Contract size | 100 |

Market data

| | |
|-------------------------|-------------------|
| Bid (Bid size) | - EUR (-) |
| Ask (Ask size) | - EUR (-) |
| Open | 349.8882 EUR |
| High | 349.8882 EUR |
| Low | 349.8882 EUR |
| Close (prev. day) | 346.4902 EUR |
| Underlying | KERING S.A. |
| Underlying price (date) | 323.65 (24/04/24) |
| Settlement price (date) | 349.89 (24/04/23) |
| Open Interest | 0 |

Performance and Risk

| | 6m | 1Y | 3Y |
|-------------|---------|---------|----|
| Perf (%) | -14.97% | -41.69% | - |
| Perf (abs.) | -61.62 | -250.13 | - |
| Beta | - | - | - |
| Volatility | 33.79 | 30.02 | - |

Futures and Options

| | |
|-----------------|---|
| Related Futures | - |
| Related Options | - |













Information about previous performance does not guarantee future performance.
Source: FactSet

Price data

| | |
|---|---------------------------|
| Ø price 5 days Ø volume 5 days (pcs.) | 343.0465 EUR (0) |
| Ø price 30 days Ø volume 30 days (pcs.) | 374.0634 EUR (0) |
| Ø price 100 days Ø volume 100 days (pcs.) | 391.6564 EUR (0) |
| Ø price 250 days Ø volume 250 days (pcs.) | 452.4288 EUR (0) |
| YTD High date | 439.4694 EUR (2024/02/22) |
| YTD Low date | 338.4500 EUR (2024/04/19) |
| 52 Weeks High date | 608.3211 EUR (2023/04/24) |
| 52 Weeks Low date | 338.4500 EUR (2024/04/19) |

Recent Research

| on underlying | on sector | on market | |
|---------------|---|-----------------------|---|
| Date | | Headline | Download |
| 2024/02/14 |  | Global Equity Ratings |  |
| 2024/01/23 |  | Global Equity Ratings |  |
| 2023/12/21 |  | Global Equity Ratings |  |
| 2023/12/07 |  | Global Equity Ratings |  |
| 2023/11/24 |  | Global Equity Ratings |  |