

## DORMA+KABA HOLDING AG FUTURE (KABF) - EUX/202512

2024/07/17 18:45:53

Price  
**511.1938** CHFDifference  0.59% (3.02)

## General attributes

Symbol	KABFZ25
Exchange	Eurex
Currency	CHF
Security type	Future
Underlying	DORMAKABA HOLDING AG
Maturity	12-2025
Contract size	100

## Market data

Bid (Bid size)	- CHF (-)
Ask (Ask size)	- CHF (-)
Open	511.1938 CHF
High	511.1938 CHF
Low	511.1938 CHF
Close (prev. day)	508.1778 CHF
Underlying	DORMAKABA HOLDING AG
Underlying price (date)	524.00 (24/07/17)
Settlement price (date)	511.19 (24/07/17)
Open Interest	0

## Performance and Risk

	6m	1Y	3Y
Perf (%)	+18.42%	+18.23%	-
Perf (abs.)	+79.52	+78.81	-
Beta	-	-	-
Volatility	22.35	29.31	-

## Futures and Options

Related Futures	-
Related Options	-











5Y

Information about previous performance does not guarantee future performance.  
Source: FactSet

## Price data

Ø price 5 days   Ø volume 5 days (pcs.)	494.4109 CHF (0)
Ø price 30 days   Ø volume 30 days (pcs.)	461.9844 CHF (0)
Ø price 100 days   Ø volume 100 days (pcs.)	464.6663 CHF (0)
Ø price 250 days   Ø volume 250 days (pcs.)	446.2604 CHF (0)
YTD High   date	511.1938 CHF (2024/07/17)
YTD Low   date	423.3786 CHF (2024/01/19)
52 Weeks High   date	511.1938 CHF (2024/07/17)
52 Weeks Low   date	385.2581 CHF (2023/08/03)

## Recent Research

on sector		on market	
Date		Headline	Download
2024/07/12		Global Equity Ratings	
2024/06/21		Global Equity Ratings	
2024/06/14		Global Equity Ratings	
2024/05/29		Global Equity Ratings	
2024/04/26		Global Equity Ratings	