

ANDRITZ AG FUTURE (ANDF) - EUX/202512

2024/04/22 18:35:53

Price
57.0479 EURDifference  -0.81% (-0.47)

General attributes

| | |
|---------------|------------|
| Symbol | ANDFZ25 |
| Exchange | Eurex |
| Currency | EUR |
| Security type | Future |
| Underlying | ANDRITZ AG |
| Maturity | 12-2025 |
| Contract size | 100 |

Market data

| | |
|-------------------------|------------------|
| Bid (Bid size) | - EUR (-) |
| Ask (Ask size) | - EUR (-) |
| Open | 57.0479 EUR |
| High | 57.0479 EUR |
| Low | 57.0479 EUR |
| Close (prev. day) | 57.5145 EUR |
| Underlying | ANDRITZ AG |
| Underlying price (date) | 55.15 (24/04/23) |
| Settlement price (date) | 57.05 (24/04/22) |
| Open Interest | 0 |

Performance and Risk

| | 6m | 1Y | 3Y |
|-------------|---------|---------|----|
| Perf (%) | +30.77% | -10.53% | - |
| Perf (abs.) | +13.42 | -6.71 | - |
| Beta | - | - | - |
| Volatility | 25.10 | 25.33 | - |

Futures and Options

| | |
|-----------------|---|
| Related Futures | - |
| Related Options | - |













Information about previous performance does not guarantee future performance.
Source: FactSet

Price data

| | |
|---|--------------------------|
| Ø price 5 days Ø volume 5 days (pcs.) | 57.8762 EUR (0) |
| Ø price 30 days Ø volume 30 days (pcs.) | 58.2716 EUR (0) |
| Ø price 100 days Ø volume 100 days (pcs.) | 56.7428 EUR (0) |
| Ø price 250 days Ø volume 250 days (pcs.) | 52.8603 EUR (0) |
| YTD High date | 61.9433 EUR (2024/02/22) |
| YTD Low date | 53.6872 EUR (2024/01/03) |
| 52 Weeks High date | 63.2811 EUR (2023/04/26) |
| 52 Weeks Low date | 42.4524 EUR (2023/11/01) |

Recent Research

| on sector | | on market | |
|------------|---|-----------------------|---|
| Date | | Headline | Download |
| 2024/04/03 |  | Global Equity Ratings |  |
| 2024/03/13 |  | Global Equity Ratings |  |
| 2024/02/22 |  | Global Equity Ratings |  |
| 2024/02/14 |  | Global Equity Ratings |  |
| 2024/01/23 |  | Global Equity Ratings |  |