

## ANDRITZ AG FUTURE (ANDF) - EUX/202512

2024/04/19 18:41:24

Price  
**57.5145** EURDifference  -1.43% (-0.84)

## General attributes

Symbol	ANDFZ25
Exchange	Eurex
Currency	EUR
Security type	Future
Underlying	ANDRITZ AG
Maturity	12-2025
Contract size	100

## Market data

Bid (Bid size)	- EUR (-)
Ask (Ask size)	- EUR (-)
Open	57.5145 EUR
High	57.5145 EUR
Low	57.5145 EUR
Close (prev. day)	58.3495 EUR
Underlying	ANDRITZ AG
Underlying price (date)	56.30 (24/04/19)
Settlement price (date)	57.51 (24/04/19)
Open Interest	0

## Performance and Risk

	6m	1Y	3Y
Perf (%)	+30.34%	-10.50%	-
Perf (abs.)	+13.58	-6.85	-
Beta	-	-	-
Volatility	25.37	25.32	-

## Futures and Options

Related Futures	-
Related Options	-

5Y












Information about previous performance does not guarantee future performance.  
Source: FactSet

## Price data

Ø price 5 days   Ø volume 5 days (pcs.)	58.4315 EUR (0)
Ø price 30 days   Ø volume 30 days (pcs.)	58.3280 EUR (0)
Ø price 100 days   Ø volume 100 days (pcs.)	56.5979 EUR (0)
Ø price 250 days   Ø volume 250 days (pcs.)	52.8972 EUR (0)
YTD High   date	61.9433 EUR (2024/02/22)
YTD Low   date	53.6872 EUR (2024/01/03)
52 Weeks High   date	64.8764 EUR (2023/04/19)
52 Weeks Low   date	42.4524 EUR (2023/11/01)

## Recent Research

on sector		on market	
Date		Headline	Download
2024/04/03		Global Equity Ratings	
2024/03/13		Global Equity Ratings	
2024/02/22		Global Equity Ratings	
2024/02/14		Global Equity Ratings	
2024/01/23		Global Equity Ratings	