


# SANOFI S.A. FUTURE (SNWG) - EUX/202512

2024/07/16 18:51:06

**Price**  
**93.2927** EUR

**Difference**  **-0.58% (-0.55)**

**General attributes**

Symbol	SNWZ25
Exchange	Eurex
Currency	EUR
Security type	Future
Underlying	SANOFI S.A.
Maturity	12-2025
Contract size	100

**Market data**

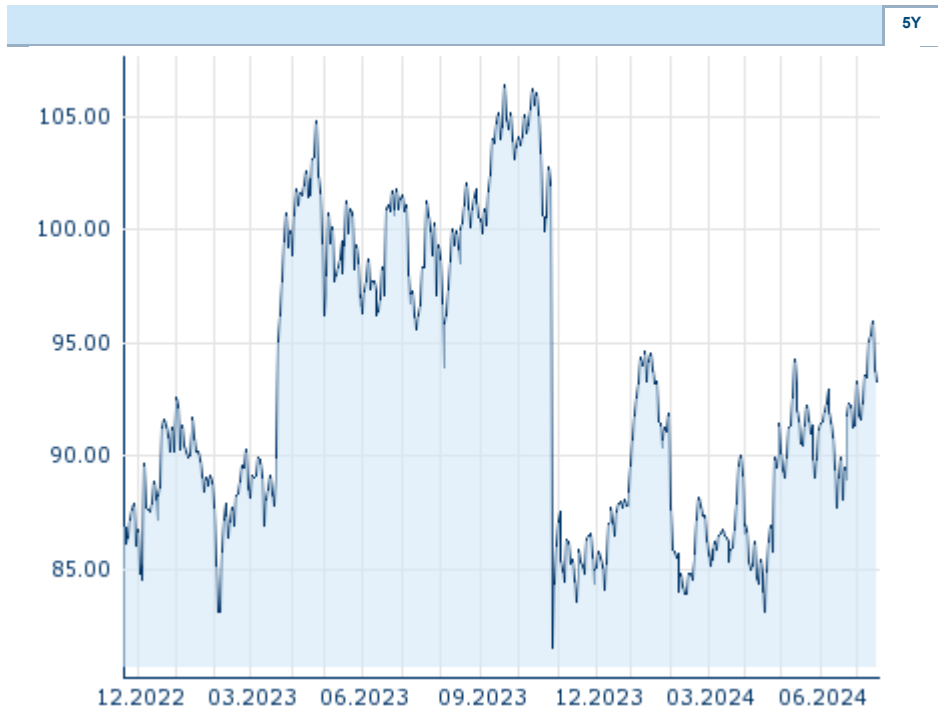
Bid (Bid size)	- EUR (-)
Ask (Ask size)	- EUR (-)
Open	93.2927 EUR
High	93.2927 EUR
Low	93.2927 EUR
Close (prev. day)	93.8381 EUR
Underlying	SANOFI S.A.
Underlying price (date)	91.08 (24/07/17)
Settlement price (date)	93.29 (24/07/16)
Open Interest	0

**Performance and Risk**

	6m	1Y	3Y
Perf (%)	-0.96%	-3.01%	-
Perf (abs.)	-0.91	-2.90	-
Beta	-	-	-
Volatility	19.70	29.40	-

**Futures and Options**

Related Futures	-
Related Options	-








Information about previous performance does not guarantee future performance.  
 Source: FactSet

**Price data**

Ø price 5 days   Ø volume 5 days (pcs.)	94.6906 EUR (0)
Ø price 30 days   Ø volume 30 days (pcs.)	91.8506 EUR (0)
Ø price 100 days   Ø volume 100 days (pcs.)	89.2707 EUR (0)
Ø price 250 days   Ø volume 250 days (pcs.)	92.1257 EUR (0)
YTD High   date	95.9381 EUR (2024/07/12)
YTD Low   date	83.1656 EUR (2024/04/18)
52 Weeks High   date	106.3698 EUR (2023/09/20)
52 Weeks Low   date	81.5644 EUR (2023/10/27)

**Recent Research**

on underlying   on sector   on market			
Date		Headline	Download
2024/07/12		Global Equity Ratings	
2024/06/21		Global Equity Ratings	
2024/06/14		Global Equity Ratings	
2024/05/29		Global Equity Ratings	
2024/04/26		Global Equity Ratings	