

# ANTHEM INC. FUTURE (WLPF) - EUX/202512

2024/07/26 18:36:06

Price  
**554.0867** USD

Difference  1.92% (10.46)

### General attributes

Symbol	WLPFZ25
Exchange	Eurex
Currency	USD
Security type	Future
Underlying	ELEVANCE HEALTH INC.
Maturity	12-2025
Contract size	100

### Market data

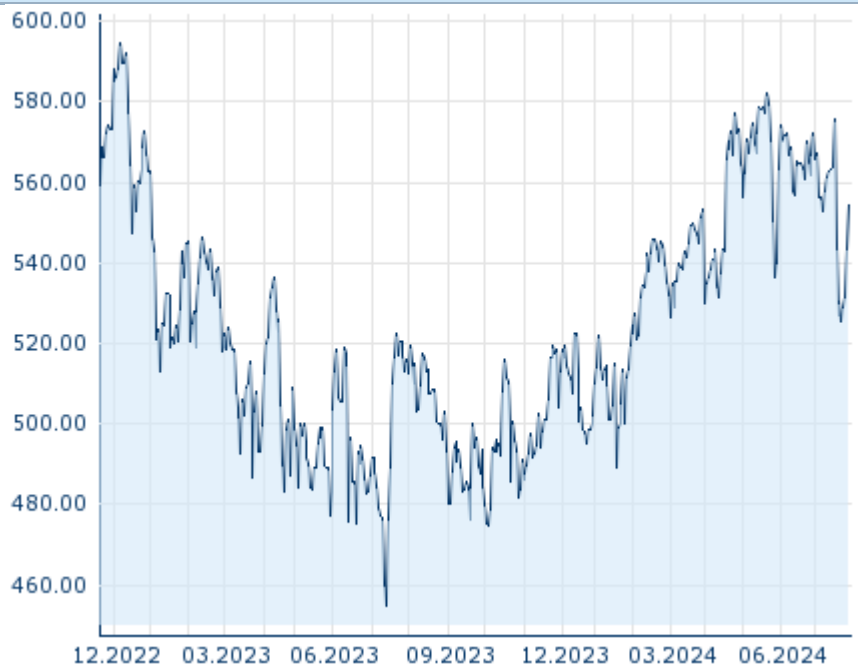
Bid (Bid size)	- USD (-)
Ask (Ask size)	- USD (-)
Open	554.0867 USD
High	554.0867 USD
Low	554.0867 USD
Close (prev. day)	543.6275 USD
Underlying	ELEVANCE HEALTH INC.
Underlying price (date)	527.50 (24/07/26)
Settlement price (date)	554.09 (24/07/26)
Open Interest	0

### Performance and Risk

	6m	1Y	3Y
Perf (%)	+8.34%	+6.45%	-
Perf (abs.)	+42.65	+33.58	-
Beta	-	-	-
Volatility	20.74	21.21	-

### Futures and Options

Related Futures	-
Related Options	-












5Y

Information about previous performance does not guarantee future performance.  
Source: FactSet

### Price data

Ø price 5 days   Ø volume 5 days (pcs.)	536.7958 USD (0)
Ø price 30 days   Ø volume 30 days (pcs.)	556.0018 USD (0)
Ø price 100 days   Ø volume 100 days (pcs.)	556.7895 USD (0)
Ø price 250 days   Ø volume 250 days (pcs.)	526.7264 USD (0)
YTD High   date	582.3847 USD (2024/05/22)
YTD Low   date	489.2276 USD (2024/01/18)
52 Weeks High   date	582.3847 USD (2024/05/22)
52 Weeks Low   date	474.7417 USD (2023/10/04)

### Recent Research

on sector		on market	
Date		Headline	Download
2024/07/24		Global Equity Ratings	
2024/07/12		Global Equity Ratings	
2024/06/21		Global Equity Ratings	
2024/06/14		Global Equity Ratings	
2024/05/29		Global Equity Ratings	