

## FRAPORT AG FFM.AIRPORT.SER.AG FUTURE (FRAG) - EUX/202512

2024/07/16 18:50:20

Price  
**48.8635** EURDifference  -0.48% (-0.24)

## General attributes

Symbol	FRAGZ25
Exchange	Eurex
Currency	EUR
Security type	Future
Underlying	FRAPORT AG
Maturity	12-2025
Contract size	100

## Market data

Bid (Bid size)	- EUR (-)
Ask (Ask size)	- EUR (-)
Open	48.8635 EUR
High	48.8635 EUR
Low	48.8635 EUR
Close (prev. day)	49.0993 EUR
Underlying	FRAPORT AG
Underlying price (date)	47.10 (24/07/17)
Settlement price (date)	48.86 (24/07/16)
Open Interest	0

## Performance and Risk

	6m	1Y	3Y
Perf (%)	-12.24%	-6.34%	-
Perf (abs.)	-6.82	-3.31	-
Beta	-	-	-
Volatility	27.16	29.03	-

## Futures and Options

Related Futures	-
Related Options	-












Information about previous performance does not guarantee future performance.  
Source: FactSet

## Price data

Ø price 5 days   Ø volume 5 days (pcs.)	49.4329 EUR (0)
Ø price 30 days   Ø volume 30 days (pcs.)	52.2151 EUR (0)
Ø price 100 days   Ø volume 100 days (pcs.)	52.1652 EUR (0)
Ø price 250 days   Ø volume 250 days (pcs.)	53.0579 EUR (0)
YTD High   date	58.0345 EUR (2024/02/06)
YTD Low   date	46.9254 EUR (2024/04/16)
52 Weeks High   date	59.2825 EUR (2023/12/14)
52 Weeks Low   date	46.9254 EUR (2024/04/16)

## Recent Research

on sector		on market	
Date		Headline	Download
2024/07/12		Global Equity Ratings	
2024/06/21		Global Equity Ratings	
2024/06/14		Global Equity Ratings	
2024/05/29		Global Equity Ratings	
2024/04/26		Global Equity Ratings	