

## UNILEVER PLC FUTURE (UNIH) - EUX/202512

2024/07/26 18:36:02

Price  
**56.4527** EURDifference  1.35% (0.75)

## General attributes

Symbol	UNIH25
Exchange	Eurex
Currency	EUR
Security type	Future
Underlying	UNILEVER PLC
Maturity	12-2025
Contract size	100

## Market data

Bid (Bid size)	- EUR (-)
Ask (Ask size)	- EUR (-)
Open	56.4527 EUR
High	56.4527 EUR
Low	56.4527 EUR
Close (prev. day)	55.7009 EUR
Underlying	UNILEVER PLC
Underlying price (date)	4,741.00 (24/07/26)
Settlement price (date)	56.45 (24/07/26)
Open Interest	0

## Performance and Risk

	6m	1Y	3Y
Perf (%)	+28.46%	+14.74%	-
Perf (abs.)	+12.51	+7.25	-
Beta	-	-	-
Volatility	17.84	15.57	-

## Futures and Options

Related Futures	-
Related Options	-

5Y











Information about previous performance does not guarantee future performance.  
Source: FactSet

## Price data

Ø price 5 days   Ø volume 5 days (pcs.)	54.2430 EUR (0)
Ø price 30 days   Ø volume 30 days (pcs.)	52.7393 EUR (0)
Ø price 100 days   Ø volume 100 days (pcs.)	49.1592 EUR (0)
Ø price 250 days   Ø volume 250 days (pcs.)	46.8695 EUR (0)
YTD High   date	56.4527 EUR (2024/07/26)
YTD Low   date	42.3684 EUR (2024/01/22)
52 Weeks High   date	56.4527 EUR (2024/07/26)
52 Weeks Low   date	42.3684 EUR (2024/01/22)

## Recent Research

on underlying		on sector	
Date		Headline	Download
2024/07/24		Global Equity Ratings	
2024/07/12		Global Equity Ratings	
2024/06/21		Global Equity Ratings	
2024/06/14		Global Equity Ratings	
2024/05/29		Global Equity Ratings	