

SIKA AG FUTURE (SIKH) - EUX/202512

2024/09/13 18:35:44

Price
266.4545 CHFDifference  0.89% (2.35)

General attributes

Symbol	SIKHZ25
Exchange	Eurex
Currency	CHF
Security type	Future
Underlying	SIKA AG
Maturity	12-2025
Contract size	100

Market data

Bid (Bid size)	- CHF (-)
Ask (Ask size)	- CHF (-)
Open	266.4545 CHF
High	266.4545 CHF
Low	266.4545 CHF
Close (prev. day)	264.1039 CHF
Underlying	SIKA AG
Underlying price (date)	267.00 (24/09/13)
Settlement price (date)	266.45 (24/09/13)
Open Interest	0

Performance and Risk

	6m	1Y	3Y
Perf (%)	-0.27%	+9.15%	-
Perf (abs.)	-0.73	+22.15	-
Beta	-	-	-
Volatility	21.49	23.48	-

Futures and Options

Related Futures	-
Related Options	-

5Y












Information about previous performance does not guarantee future performance.
Source: FactSet

Price data

Ø price 5 days Ø volume 5 days (pcs.)	261.8686 CHF (0)
Ø price 30 days Ø volume 30 days (pcs.)	258.8540 CHF (0)
Ø price 100 days Ø volume 100 days (pcs.)	265.9074 CHF (0)
Ø price 250 days Ø volume 250 days (pcs.)	254.5817 CHF (0)
YTD High date	287.7240 CHF (2024/05/27)
YTD Low date	231.8163 CHF (2024/01/22)
52 Weeks High date	287.7240 CHF (2024/05/27)
52 Weeks Low date	212.4370 CHF (2023/10/26)

Recent Research

on underlying	on sector	on market		
Date			Headline	Download
2022/12/19			Global Equity Ratings	
2022/11/28			Global Equity Ratings	
2022/11/18			Global Equity Ratings	
2022/10/31			Global Equity Ratings	
2022/10/05			Global Equity Ratings	