

SIKA AG FUTURE (SIKH) - EUX/202512

2024/08/30 18:37:16

Price
271.7529 CHFDifference  0.45% (1.21)

General attributes

Symbol	SIKHZ25
Exchange	Eurex
Currency	CHF
Security type	Future
Underlying	SIKA AG
Maturity	12-2025
Contract size	100

Market data

Bid (Bid size)	- CHF (-)
Ask (Ask size)	- CHF (-)
Open	271.7529 CHF
High	271.7529 CHF
Low	271.7529 CHF
Close (prev. day)	270.5459 CHF
Underlying	SIKA AG
Underlying price (date)	272.00 (24/08/30)
Settlement price (date)	271.75 (24/08/30)
Open Interest	0

Performance and Risk

	6m	1Y	3Y
Perf (%)	+6.41%	+8.10%	-
Perf (abs.)	+16.36	+20.37	-
Beta	-	-	-
Volatility	21.66	23.78	-

Futures and Options

Related Futures	-
Related Options	-

5Y











Information about previous performance does not guarantee future performance.
Source: FactSet

Price data

Ø price 5 days Ø volume 5 days (pcs.)	268.2598 CHF (0)
Ø price 30 days Ø volume 30 days (pcs.)	259.0071 CHF (0)
Ø price 100 days Ø volume 100 days (pcs.)	265.7074 CHF (0)
Ø price 250 days Ø volume 250 days (pcs.)	253.8979 CHF (0)
YTD High date	287.7240 CHF (2024/05/27)
YTD Low date	231.8163 CHF (2024/01/22)
52 Weeks High date	287.7240 CHF (2024/05/27)
52 Weeks Low date	212.4370 CHF (2023/10/26)

Recent Research

on underlying	on sector	on market	
Date		Headline	Download
2022/12/19		Global Equity Ratings	
2022/11/28		Global Equity Ratings	
2022/11/18		Global Equity Ratings	
2022/10/31		Global Equity Ratings	
2022/10/05		Global Equity Ratings	