

SIKA AG FUTURE (SIKH) - EUX/202512

2024/04/26 18:32:01

Price
266.5363 CHF

Difference  3.05% (7.89)

General attributes

Symbol	SIKHZ25
Exchange	Eurex
Currency	CHF
Security type	Future
Underlying	SIKA AG
Maturity	12-2025
Contract size	100

Market data

Bid (Bid size)	- CHF (-)
Ask (Ask size)	- CHF (-)
Open	266.5363 CHF
High	266.5363 CHF
Low	266.5363 CHF
Close (prev. day)	258.643 CHF
Underlying	SIKA AG
Underlying price (date)	264.20 (24/04/26)
Settlement price (date)	266.54 (24/04/26)
Open Interest	0

Performance and Risk

	6m	1Y	3Y
Perf (%)	+25.47%	+7.89%	-
Perf (abs.)	+54.10	+19.48	-
Beta	-	-	-
Volatility	23.72	24.84	-

Futures and Options

Related Futures	-
Related Options	-

5Y












Information about previous performance does not guarantee future performance.
 Source: FactSet

Price data

Ø price 5 days Ø volume 5 days (pcs.)	261.2773 CHF (0)
Ø price 30 days Ø volume 30 days (pcs.)	265.7211 CHF (0)
Ø price 100 days Ø volume 100 days (pcs.)	255.8015 CHF (0)
Ø price 250 days Ø volume 250 days (pcs.)	251.5366 CHF (0)
YTD High date	274.6445 CHF (2024/01/02)
YTD Low date	231.8163 CHF (2024/01/22)
52 Weeks High date	285.9518 CHF (2023/08/04)
52 Weeks Low date	212.4370 CHF (2023/10/26)

Recent Research

on underlying	on sector	on market	
Date		Headline	Download
2022/12/19		Global Equity Ratings	
2022/11/28		Global Equity Ratings	
2022/11/18		Global Equity Ratings	
2022/10/31		Global Equity Ratings	
2022/10/05		Global Equity Ratings	