

AT & T INC. FUTURE (TFFF) - EUX/202512

2024/10/18 19:07:35

Price
22.032 USD

Difference  1.58% (0.34)

General attributes

Symbol	TFFFZ25
Exchange	Eurex
Currency	USD
Security type	Future
Underlying	AT&T INC.
Maturity	12-2025
Contract size	100

Market data

Bid (Bid size)	- USD (-)
Ask (Ask size)	- USD (-)
Open	22.032 USD
High	22.032 USD
Low	22.032 USD
Close (prev. day)	21.6899 USD
Underlying	AT&T INC.
Underlying price (date)	21.85 (24/10/18)
Settlement price (date)	22.03 (24/10/18)
Open Interest	0

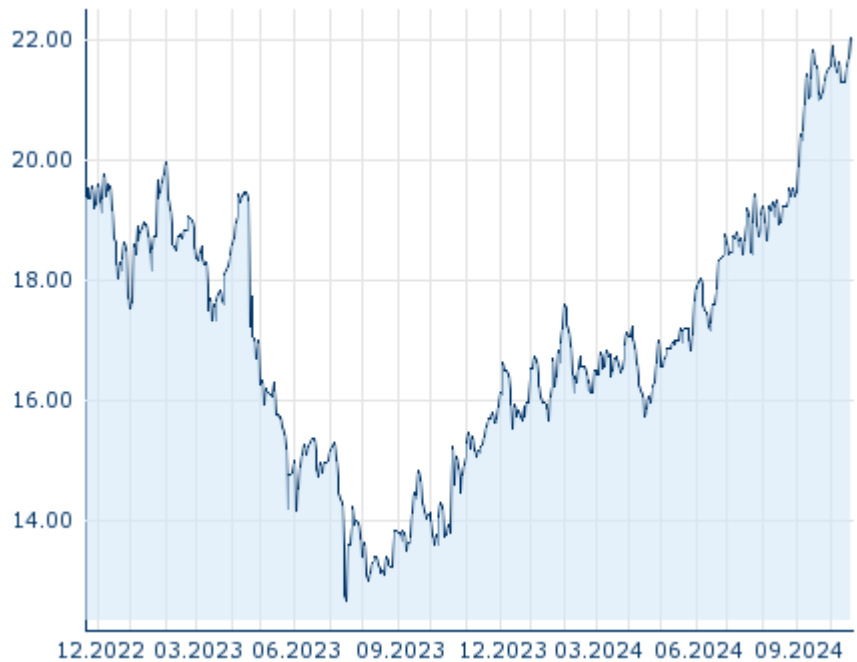
Performance and Risk

	6m	1Y	3Y
Perf (%)	+38.79%	+59.44%	-
Perf (abs.)	+6.16	+8.21	-
Beta	-	-	-
Volatility	18.98	20.43	-

Futures and Options

Related Futures	-
Related Options	-

5Y












Information about previous performance does not guarantee future performance.
Source: FactSet

Price data

Ø price 5 days Ø volume 5 days (pcs.)	21.627 USD (0)
Ø price 30 days Ø volume 30 days (pcs.)	21.435 USD (0)
Ø price 100 days Ø volume 100 days (pcs.)	19.553 USD (0)
Ø price 250 days Ø volume 250 days (pcs.)	17.624 USD (0)
YTD High date	22.032 USD (2024/10/18)
YTD Low date	15.683 USD (2024/01/18)
52 Weeks High date	22.032 USD (2024/10/18)
52 Weeks Low date	14.494 USD (2023/10/27)

Recent Research

on underlying	on sector	on market	
Date		Headline	Download
2024/09/27		Global Equity Ratings	
2024/09/11		Global Equity Ratings	
2024/09/05		Global Equity Ratings	
2024/08/12		Global Equity Ratings	
2024/07/24		Global Equity Ratings	