

UNITEDHEALTH GROUP INC. FUTURE (UNHF) - EUX/202512

2024/08/15 18:48:41

Price
599.5444 USD

Difference  -0.14% (-0.82)

General attributes

Symbol	UNHFZ25
Exchange	Eurex
Currency	USD
Security type	Future
Underlying	UNITEDHEALTH GROUP INC.
Maturity	12-2025
Contract size	100

Market data

Bid (Bid size)	- USD (-)
Ask (Ask size)	- USD (-)
Open	599.5444 USD
High	599.5444 USD
Low	599.5444 USD
Close (prev. day)	600.3617 USD
Underlying	UNITEDHEALTH GROUP INC.
Underlying price (date)	579.61 (24/08/15)
Settlement price (date)	599.54 (24/08/15)
Open Interest	0

Performance and Risk

	6m	1Y	3Y
Perf (%)	+8.83%	+8.61%	-
Perf (abs.)	+48.64	+47.53	-
Beta	-	-	-
Volatility	27.39	24.43	-

Futures and Options

Related Futures	-
Related Options	-












5Y

Information about previous performance does not guarantee future performance.
Source: FactSet

Price data

Ø price 5 days Ø volume 5 days (pcs.)	593.2705 USD (0)
Ø price 30 days Ø volume 30 days (pcs.)	576.5681 USD (0)
Ø price 100 days Ø volume 100 days (pcs.)	535.2816 USD (0)
Ø price 250 days Ø volume 250 days (pcs.)	545.3793 USD (0)
YTD High date	601.6207 USD (2024/07/26)
YTD Low date	465.8267 USD (2024/04/12)
52 Weeks High date	601.6207 USD (2024/07/26)
52 Weeks Low date	465.8267 USD (2024/04/12)

Recent Research

on underlying	on sector	on market	
Date		Headline	Download
2024/08/12		Global Equity Ratings	
2024/07/24		Global Equity Ratings	
2024/07/12		Global Equity Ratings	
2024/06/21		Global Equity Ratings	
2024/06/14		Global Equity Ratings	