

QUADIENT S.A. FUTURE (NP6G) - EUX/202512

2024/09/03 18:38:38

Price
17.4575 EUR

Difference  **-2.11% (-0.38)**

General attributes

Symbol	NP6GZ25
Exchange	Eurex
Currency	EUR
Security type	Future
Underlying	QUADIENT S.A.
Maturity	12-2025
Contract size	100

Market data

Bid (Bid size)	- EUR (-)
Ask (Ask size)	- EUR (-)
Open	17.4575 EUR
High	17.4575 EUR
Low	17.4575 EUR
Close (prev. day)	17.8339 EUR
Underlying	QUADIENT S.A.
Underlying price (date)	17.30 (24/09/03)
Settlement price (date)	17.46 (24/09/03)
Open Interest	0

Performance and Risk

	6m	1Y	3Y
Perf (%)	-8.35%	-9.15%	-
Perf (abs.)	-1.62	-1.80	-
Beta	-	-	-
Volatility	37.51	30.34	-

Futures and Options

Related Futures	-
Related Options	-

5Y












Information about previous performance does not guarantee future performance.
Source: FactSet

Price data

Ø price 5 days Ø volume 5 days (pcs.)	17.5994 EUR (0)
Ø price 30 days Ø volume 30 days (pcs.)	17.6858 EUR (0)
Ø price 100 days Ø volume 100 days (pcs.)	18.7799 EUR (0)
Ø price 250 days Ø volume 250 days (pcs.)	19.1920 EUR (0)
YTD High date	23.0047 EUR (2024/06/12)
YTD Low date	17.1133 EUR (2024/06/25)
52 Weeks High date	23.0047 EUR (2024/06/12)
52 Weeks Low date	17.1133 EUR (2024/06/25)

Recent Research

on sector		on market	
Date		Headline	Download
2024/08/12		Global Equity Ratings	
2024/07/24		Global Equity Ratings	
2024/07/12		Global Equity Ratings	
2024/06/21		Global Equity Ratings	
2024/06/14		Global Equity Ratings	