

RIO TINTO PLC FUTURE (RIOJ) - EUX/202512

2024/05/02 18:24:01

Price
5,417.2746 GBP

Difference  -0.61% (-33.10)

General attributes

Symbol	RIOJZ25
Exchange	Eurex
Currency	GBP
Security type	Future
Underlying	RIO TINTO ORD GBP0.10
Maturity	12-2025
Contract size	1,000

Market data

Bid (Bid size)	- GBP (-)
Ask (Ask size)	- GBP (-)
Open	5,417.2746 GBP
High	5,417.2746 GBP
Low	5,417.2746 GBP
Close (prev. day)	5,450.3753 GBP
Underlying	RIO TINTO ORD GBP0.10
Underlying price (date)	5,442.00 (24/05/02)
Settlement price (date)	5,417.27 (24/05/02)
Open Interest	0

Performance and Risk

	6m	1Y	3Y
Perf (%)	+4.64%	+11.80%	-
Perf (abs.)	+241.77	+575.22	-
Beta	-	-	-
Volatility	24.30	26.65	-

Futures and Options

Related Futures	-
Related Options	-

5Y












Information about previous performance does not guarantee future performance.
Source: FactSet

Price data

Ø price 5 days Ø volume 5 days (pcs.)	5,417.5919 GBP (0)
Ø price 30 days Ø volume 30 days (pcs.)	5,155.0442 GBP (0)
Ø price 100 days Ø volume 100 days (pcs.)	5,199.6228 GBP (0)
Ø price 250 days Ø volume 250 days (pcs.)	5,095.5527 GBP (0)
YTD High date	5,751.4423 GBP (2024/01/02)
YTD Low date	4,743.6878 GBP (2024/03/11)
52 Weeks High date	5,751.4423 GBP (2024/01/02)
52 Weeks Low date	4,566.8570 GBP (2023/08/16)

Recent Research

on underlying		on sector	
Date		Headline	Download
2024/04/26		Global Equity Ratings	
2024/04/03		Global Equity Ratings	
2024/03/13		Global Equity Ratings	
2024/02/22		Global Equity Ratings	
2024/02/14		Global Equity Ratings	