

# RIO TINTO PLC FUTURE (RIOJ) - EUX/202512

2024/04/16 18:53:13

Price  
**5,222.4002** GBP

Difference  -3.05% (-164.07)

### General attributes

|               |                       |
|---------------|-----------------------|
| Symbol        | RIOJZ25               |
| Exchange      | Eurex                 |
| Currency      | GBP                   |
| Security type | Future                |
| Underlying    | RIO TINTO ORD GBP0.10 |
| Maturity      | 12-2025               |
| Contract size | 1,000                 |

### Market data

|                         |                       |
|-------------------------|-----------------------|
| Bid (Bid size)          | - GBP (-)             |
| Ask (Ask size)          | - GBP (-)             |
| Open                    | 5,222.4002 GBP        |
| High                    | 5,222.4002 GBP        |
| Low                     | 5,222.4002 GBP        |
| Close (prev. day)       | 5,386.4732 GBP        |
| Underlying              | RIO TINTO ORD GBP0.10 |
| Underlying price (date) | 5,254.00 (24/04/16)   |
| Settlement price (date) | 5,222.40 (24/04/16)   |
| Open Interest           | 0                     |

### Performance and Risk

|             | 6m      | 1Y     | 3Y |
|-------------|---------|--------|----|
| Perf (%)    | +6.67%  | +1.08% | -  |
| Perf (abs.) | +337.00 | +57.58 | -  |
| Beta        | -       | -      | -  |
| Volatility  | 24.59   | 27.68  | -  |

### Futures and Options

|                 |   |
|-----------------|---|
| Related Futures | - |
| Related Options | - |

5Y













Information about previous performance does not guarantee future performance.  
Source: FactSet

### Price data

|   |                             |
|---|-----------------------------|
| Ø price 5 days   Ø volume 5 days (pcs.)     | 5,264.5361 GBP (0)          |
| Ø price 30 days   Ø volume 30 days (pcs.)   | 4,955.1767 GBP (0)          |
| Ø price 100 days   Ø volume 100 days (pcs.) | 5,203.3830 GBP (0)          |
| Ø price 250 days   Ø volume 250 days (pcs.) | 5,071.3960 GBP (0)          |
| YTD High   date                             | 5,751.4423 GBP (2024/01/02) |
| YTD Low   date                              | 4,743.6878 GBP (2024/03/11) |
| 52 Weeks High   date                        | 5,751.4423 GBP (2024/01/02) |
| 52 Weeks Low   date                         | 4,566.8570 GBP (2023/08/16) |

### Recent Research

| on underlying |   | on sector             |   |
|---------------|---|-----------------------|---|
| Date          |   | Headline              | Download  |
| 2024/04/03    |  | Global Equity Ratings |  |
| 2024/03/13    |  | Global Equity Ratings |  |
| 2024/02/22    |  | Global Equity Ratings |  |
| 2024/02/14    |  | Global Equity Ratings |  |
| 2024/01/23    |  | Global Equity Ratings |  |