

## RIO TINTO PLC FUTURE (RIOJ) - EUX/202512

2023/06/02 18:31:30

Price  
**4,950.4592** GBPDifference  4.56% (215.80)

## General attributes

Symbol	RIOJZ25
Exchange	Eurex
Currency	GBP
Security type	Future
Underlying	RIO TINTO ORD GBP0.10
Maturity	12-2025
Contract size	1,000

## Market data

Bid (Bid size)	- GBP (-)
Ask (Ask size)	- GBP (-)
Open	4,950.4592 GBP
High	4,950.4592 GBP
Low	4,950.4592 GBP
Close (prev. day)	4,734.6576 GBP
Underlying	RIO TINTO ORD GBP0.10
Underlying price (date)	5,070.00 (23/06/02)
Settlement price (date)	4,950.46 (23/06/02)
Open Interest	0

## Performance and Risk

	6m	1Y	3Y
Perf (%)	-6.76%	-	-
Perf (abs.)	-358.91	-	-
Beta	-	-	-
Volatility	32.24	31.88	31.88

## Futures and Options

Related Futures	-
Related Options	-











Information about previous performance does not guarantee future performance.  
Source: FactSet

## Price data

Ø price 5 days   Ø volume 5 days (pcs.)	4,763.7011 GBP (0)
Ø price 30 days   Ø volume 30 days (pcs.)	4,774.3733 GBP (0)
Ø price 100 days   Ø volume 100 days (pcs.)	5,345.9852 GBP (0)
Ø price 250 days   Ø volume 250 days (pcs.)	- GBP (0)
YTD High   date	6,083.2415 GBP (2023/01/30)
YTD Low   date	4,617.5766 GBP (2023/05/24)
52 Weeks High   date	6,083.2415 GBP (2023/01/30)
52 Weeks Low   date	4,617.5766 GBP (2023/05/24)

## Recent Research

on underlying		on sector	
Date		Headline	Download
2023/06/01		Global Equity Ratings	
2023/05/24		Global Equity Ratings	
2023/05/03		Global Equity Ratings	
2023/04/25		Global Equity Ratings	
2023/03/28		Global Equity Ratings	