

ACS, ACT.DE CONSTR.Y SERV. SA FUTURE (OCIG) - EUX/202512

2024/06/27 18:38:44

Price
38.6955 EUR

Difference  -1.78% (-0.70)

General attributes

Symbol	OCIGZ25
Exchange	Eurex
Currency	EUR
Security type	Future
Underlying	ACS ACTIVIDADES DE CONSTRUCCIÓN Y SERVICIOS SA
Maturity	12-2025
Contract size	100

Market data

Bid (Bid size)	- EUR (-)
Ask (Ask size)	- EUR (-)
Open	38.6955 EUR
High	38.6955 EUR
Low	38.6955 EUR
Close (prev. day)	39.3954 EUR
Underlying	ACS ACTIVIDADES DE CONSTRUCCIÓN Y SERVICIOS SA
Underlying price (date)	40.02 (24/06/27)
Settlement price (date)	38.70 (24/06/27)
Open Interest	0

Performance and Risk

	6m	1Y	3Y
Perf (%)	+0.04%	+32.03%	-
Perf (abs.)	+0.01	+9.39	-
Beta	-	-	-
Volatility	24.70	21.33	-

Futures and Options

Related Futures	-
Related Options	-

5Y












Information about previous performance does not guarantee future performance.
Source: FactSet

Price data

Ø price 5 days Ø volume 5 days (pcs.)	39.2226 EUR (0)
Ø price 30 days Ø volume 30 days (pcs.)	39.2775 EUR (0)
Ø price 100 days Ø volume 100 days (pcs.)	37.7094 EUR (0)
Ø price 250 days Ø volume 250 days (pcs.)	35.2758 EUR (0)
YTD High date	40.5990 EUR (2024/06/03)
YTD Low date	34.1904 EUR (2024/01/29)
52 Weeks High date	40.5990 EUR (2024/06/03)
52 Weeks Low date	28.7726 EUR (2023/07/06)

Recent Research

on sector		on market	
Date		Headline	Download
2024/06/21		Global Equity Ratings	
2024/06/14		Global Equity Ratings	
2024/05/29		Global Equity Ratings	
2024/04/26		Global Equity Ratings	
2024/04/03		Global Equity Ratings	