

E.ON SE FUTURE (EOAI) - EUX/202512

2024/06/03 18:34:24

Price
12.6545 EURDifference  1.32% (0.16)

General attributes

Symbol	EOAIZ25
Exchange	Eurex
Currency	EUR
Security type	Future
Underlying	E.ON SE
Maturity	12-2025
Contract size	100

Market data

Bid (Bid size)	- EUR (-)
Ask (Ask size)	- EUR (-)
Open	12.6545 EUR
High	12.6545 EUR
Low	12.6545 EUR
Close (prev. day)	12.49 EUR
Underlying	E.ON SE
Underlying price (date)	12.49 (24/06/04)
Settlement price (date)	12.65 (24/06/03)
Open Interest	0

Performance and Risk

	6m	1Y	3Y
Perf (%)	+6.14%	+9.67%	-
Perf (abs.)	+0.73	+1.12	-
Beta	-	-	-
Volatility	19.10	17.75	-

Futures and Options

Related Futures	-
Related Options	-

5Y






















Information about previous performance does not guarantee future performance.
Source: FactSet

Price data

Ø price 5 days Ø volume 5 days (pcs.)	12.5390 EUR (0)
Ø price 30 days Ø volume 30 days (pcs.)	12.6255 EUR (0)
Ø price 100 days Ø volume 100 days (pcs.)	12.2523 EUR (0)
Ø price 250 days Ø volume 250 days (pcs.)	11.8610 EUR (0)
YTD High date	13.2305 EUR (2024/05/16)
YTD Low date	11.5357 EUR (2024/02/27)
52 Weeks High date	13.2305 EUR (2024/05/16)
52 Weeks Low date	10.6773 EUR (2023/10/03)

Recent Research

on underlying		on sector		on market	
Date				Headline	Download
2022/12/19				Global Equity Ratings	
2022/11/28				Global Equity Ratings	
2022/11/18				Global Equity Ratings	
2022/10/31				Global Equity Ratings	
2022/10/05				Global Equity Ratings	