

## E.ON SE FUTURE (EOAI) - EUX/202512

2024/05/02 18:23:28

Price  
**12.3344** EURDifference  0.99% (0.12)

## General attributes

Symbol	EOAIZ25
Exchange	Eurex
Currency	EUR
Security type	Future
Underlying	E.ON SE
Maturity	12-2025
Contract size	100

## Market data

Bid (Bid size)	- EUR (-)
Ask (Ask size)	- EUR (-)
Open	12.3344 EUR
High	12.3344 EUR
Low	12.3344 EUR
Close (prev. day)	12.2133 EUR
Underlying	E.ON SE
Underlying price (date)	12.645 (24/05/03)
Settlement price (date)	12.33 (24/05/02)
Open Interest	0

## Performance and Risk

	6m	1Y	3Y
Perf (%)	+7.86%	+4.26%	-
Perf (abs.)	+0.90	+0.50	-
Beta	-	-	-
Volatility	18.56	17.88	-

## Futures and Options

Related Futures	-
Related Options	-

5Y












Information about previous performance does not guarantee future performance.  
Source: FactSet

## Price data

Ø price 5 days   Ø volume 5 days (pcs.)	12.2634 EUR (0)
Ø price 30 days   Ø volume 30 days (pcs.)	12.2935 EUR (0)
Ø price 100 days   Ø volume 100 days (pcs.)	12.1373 EUR (0)
Ø price 250 days   Ø volume 250 days (pcs.)	11.7578 EUR (0)
YTD High   date	12.7311 EUR (2024/03/28)
YTD Low   date	11.5357 EUR (2024/02/27)
52 Weeks High   date	12.7311 EUR (2024/03/28)
52 Weeks Low   date	10.6773 EUR (2023/10/03)

## Recent Research

on underlying	on sector	on market		
Date			Headline	Download
2022/12/19			Global Equity Ratings	
2022/11/28			Global Equity Ratings	
2022/11/18			Global Equity Ratings	
2022/10/31			Global Equity Ratings	
2022/10/05			Global Equity Ratings	