

# KONECRANES OYJ FUTURE (KCRF) - EUX/202512

2024/07/16 18:50:39

Price  
**57.6328** EUR

Difference  0.82% (0.47)

### General attributes

Symbol	KCRFZ25
Exchange	Eurex
Currency	EUR
Security type	Future
Underlying	KONECRANES ABP
Maturity	12-2025
Contract size	100

### Market data

Bid (Bid size)	- EUR (-)
Ask (Ask size)	- EUR (-)
Open	57.6328 EUR
High	57.6328 EUR
Low	57.6328 EUR
Close (prev. day)	57.1638 EUR
Underlying	KONECRANES ABP
Underlying price (date)	54.80 (24/07/17)
Settlement price (date)	57.63 (24/07/16)
Open Interest	0

### Performance and Risk

	6m	1Y	3Y
Perf (%)	+47.68%	+56.11%	-
Perf (abs.)	+18.61	+20.72	-
Beta	-	-	-
Volatility	26.87	27.26	-

### Futures and Options

Related Futures	-
Related Options	-

5Y











Information about previous performance does not guarantee future performance.  
Source: FactSet

### Price data

Ø price 5 days   Ø volume 5 days (pcs.)	56.8585 EUR (0)
Ø price 30 days   Ø volume 30 days (pcs.)	55.7884 EUR (0)
Ø price 100 days   Ø volume 100 days (pcs.)	52.9658 EUR (0)
Ø price 250 days   Ø volume 250 days (pcs.)	42.6416 EUR (0)
YTD High   date	57.8250 EUR (2024/06/12)
YTD Low   date	38.6363 EUR (2024/01/11)
52 Weeks High   date	57.8250 EUR (2024/06/12)
52 Weeks Low   date	29.1086 EUR (2023/10/25)

### Recent Research

on sector		on market	
Date		Headline	Download
2024/07/12		Global Equity Ratings	
2024/06/21		Global Equity Ratings	
2024/06/14		Global Equity Ratings	
2024/05/29		Global Equity Ratings	
2024/04/26		Global Equity Ratings	