

## SONOVA HOLDING AG FUTURE (SONG) - EUX/202512

2024/08/07 18:43:33

Price  
**282.3854** CHFDifference  3.30% (9.03)

## General attributes

|               |                   |
|---------------|-------------------|
| Symbol        | SONGZ25           |
| Exchange      | Eurex             |
| Currency      | CHF               |
| Security type | Future            |
| Underlying    | SONOVA HOLDING AG |
| Maturity      | 12-2025           |
| Contract size | 100               |

## Market data

|                         |                   |
|-------------------------|-------------------|
| Bid (Bid size)          | - CHF (-)         |
| Ask (Ask size)          | - CHF (-)         |
| Open                    | 282.3854 CHF      |
| High                    | 282.3854 CHF      |
| Low                     | 282.3854 CHF      |
| Close (prev. day)       | 273.3529 CHF      |
| Underlying              | SONOVA HOLDING AG |
| Underlying price (date) | 281.00 (24/08/07) |
| Settlement price (date) | 282.39 (24/08/07) |
| Open Interest           | 0                 |

## Performance and Risk

|             | 6m     | 1Y      | 3Y |
|-------------|--------|---------|----|
| Perf (%)    | -1.84% | +14.46% | -  |
| Perf (abs.) | -5.13  | +34.53  | -  |
| Beta        | -      | -       | -  |
| Volatility  | 26.70  | 24.24   | -  |

## Futures and Options

|                 |   |
|-----------------|---|
| Related Futures | - |
| Related Options | - |












5Y

Information about previous performance does not guarantee future performance.  
Source: FactSet

## Price data

|   |                           |
|---|---------------------------|
| Ø price 5 days   Ø volume 5 days (pcs.)     | 267.2219 CHF (0)          |
| Ø price 30 days   Ø volume 30 days (pcs.)   | 273.0586 CHF (0)          |
| Ø price 100 days   Ø volume 100 days (pcs.) | 271.1331 CHF (0)          |
| Ø price 250 days   Ø volume 250 days (pcs.) | 258.5804 CHF (0)          |
| YTD High   date                             | 297.9494 CHF (2024/05/23) |
| YTD Low   date                              | 246.6635 CHF (2024/04/19) |
| 52 Weeks High   date                        | 297.9494 CHF (2024/05/23) |
| 52 Weeks Low   date                         | 208.4817 CHF (2023/10/30) |

## Recent Research

| on sector  |   | on market             |   |
|------------|---|-----------------------|---|
| Date       |   | Headline              | Download  |
| 2024/07/24 |  | Global Equity Ratings |  |
| 2024/07/12 |  | Global Equity Ratings |  |
| 2024/06/21 |  | Global Equity Ratings |  |
| 2024/06/14 |  | Global Equity Ratings |  |
| 2024/05/29 |  | Global Equity Ratings |  |