

# ABB LTD. FUTURE (ABBG) - EUX/202512

2024/07/26 18:34:47

Price  
**48.1236** CHF

Difference  2.10% (0.99)

### General attributes

|               |         |
|---------------|---------|
| Symbol        | ABBGZ25 |
| Exchange      | Eurex   |
| Currency      | CHF     |
| Security type | Future  |
| Underlying    | ABB LTD |
| Maturity      | 12-2025 |
| Contract size | 100     |

### Market data

|                         |                  |
|-------------------------|------------------|
| Bid (Bid size)          | - CHF (-)        |
| Ask (Ask size)          | - CHF (-)        |
| Open                    | 48.1236 CHF      |
| High                    | 48.1236 CHF      |
| Low                     | 48.1236 CHF      |
| Close (prev. day)       | 47.1319 CHF      |
| Underlying              | ABB LTD          |
| Underlying price (date) | 48.22 (24/07/26) |
| Settlement price (date) | 48.12 (24/07/26) |
| Open Interest           | 0                |

### Performance and Risk

|             | 6m      | 1Y      | 3Y |
|-------------|---------|---------|----|
| Perf (%)    | +32.97% | +38.76% | -  |
| Perf (abs.) | +11.93  | +13.44  | -  |
| Beta        | -       | -       | -  |
| Volatility  | 20.90   | 21.35   | -  |

### Futures and Options

|                 |   |
|-----------------|---|
| Related Futures | - |
| Related Options | - |

5Y











Information about previous performance does not guarantee future performance.  
Source: FactSet

### Price data

|   |                          |
|---|--------------------------|
| Ø price 5 days   Ø volume 5 days (pcs.)     | 48.2971 CHF (0)          |
| Ø price 30 days   Ø volume 30 days (pcs.)   | 50.0203 CHF (0)          |
| Ø price 100 days   Ø volume 100 days (pcs.) | 46.7445 CHF (0)          |
| Ø price 250 days   Ø volume 250 days (pcs.) | 39.2799 CHF (0)          |
| YTD High   date                             | 51.8714 CHF (2024/07/12) |
| YTD Low   date                              | 34.6553 CHF (2024/01/19) |
| 52 Weeks High   date                        | 51.8714 CHF (2024/07/12) |
| 52 Weeks Low   date                         | 28.9126 CHF (2023/10/20) |

### Recent Research

| on underlying | on sector   | on market             |   |
|---------------|---|-----------------------|---|
| Date          |   | Headline              | Download  |
| 2024/07/24    |  | Global Equity Ratings |  |
| 2024/07/12    |  | Global Equity Ratings |  |
| 2024/06/21    |  | Global Equity Ratings |  |
| 2024/06/14    |  | Global Equity Ratings |  |
| 2024/05/29    |  | Global Equity Ratings |  |