

EVOTEC SE FUTURE (EVTF) - EUX/202512

2024/07/18 18:33:55

Price
9.1437 EURDifference  0.69% (0.06)

General attributes

Symbol	EVTFZ25
Exchange	Eurex
Currency	EUR
Security type	Future
Underlying	EVOTEC AG
Maturity	12-2025
Contract size	100

Market data

Bid (Bid size)	- EUR (-)
Ask (Ask size)	- EUR (-)
Open	9.1437 EUR
High	9.1437 EUR
Low	9.1437 EUR
Close (prev. day)	9.0813 EUR
Underlying	EVOTEC AG
Underlying price (date)	8.70 (24/07/18)
Settlement price (date)	9.14 (24/07/18)
Open Interest	0

Performance and Risk

	6m	1Y	3Y
Perf (%)	-40.79%	-62.87%	-
Perf (abs.)	-6.30	-15.48	-
Beta	-	-	-
Volatility	73.53	63.90	-

Futures and Options

Related Futures	-
Related Options	-

5Y












Information about previous performance does not guarantee future performance.
Source: FactSet

Price data

Ø price 5 days Ø volume 5 days (pcs.)	9.2219 EUR (0)
Ø price 30 days Ø volume 30 days (pcs.)	9.2799 EUR (0)
Ø price 100 days Ø volume 100 days (pcs.)	11.4766 EUR (0)
Ø price 250 days Ø volume 250 days (pcs.)	16.4514 EUR (0)
YTD High date	22.6348 EUR (2024/01/03)
YTD Low date	7.7409 EUR (2024/06/19)
52 Weeks High date	26.4301 EUR (2023/07/25)
52 Weeks Low date	7.7409 EUR (2024/06/19)

Recent Research

on sector		on market	
Date		Headline	Download
2024/07/12		Global Equity Ratings	
2024/06/21		Global Equity Ratings	
2024/06/14		Global Equity Ratings	
2024/05/29		Global Equity Ratings	
2024/04/26		Global Equity Ratings	