

ALCON AG FUTURE (ALCF) - EUX/202512

2024/07/16 18:49:50

Price
81.4789 CHFDifference  -0.41% (-0.34)

General attributes

Symbol	ALCFZ25
Exchange	Eurex
Currency	CHF
Security type	Future
Underlying	ALCON AG
Maturity	12-2025
Contract size	100

Market data

Bid (Bid size)	- CHF (-)
Ask (Ask size)	- CHF (-)
Open	81.4789 CHF
High	81.4789 CHF
Low	81.4789 CHF
Close (prev. day)	81.8171 CHF
Underlying	ALCON AG
Underlying price (date)	90.26 (24/07/16)
Settlement price (date)	81.48 (24/07/16)
Open Interest	0

Performance and Risk

	6m	1Y	3Y
Perf (%)	+18.27%	+6.87%	-
Perf (abs.)	+12.64	+5.26	-
Beta	-	-	-
Volatility	20.49	20.35	-

Futures and Options

Related Futures	-
Related Options	-













Information about previous performance does not guarantee future performance.
Source: FactSet

Price data

Ø price 5 days Ø volume 5 days (pcs.)	81.6832 CHF (0)
Ø price 30 days Ø volume 30 days (pcs.)	81.7464 CHF (0)
Ø price 100 days Ø volume 100 days (pcs.)	78.3073 CHF (0)
Ø price 250 days Ø volume 250 days (pcs.)	73.4387 CHF (0)
YTD High date	84.3728 CHF (2024/05/23)
YTD Low date	65.3974 CHF (2024/01/05)
52 Weeks High date	84.3728 CHF (2024/05/23)
52 Weeks Low date	25.6076 CHF (2023/12/14)

Recent Research

on sector		on market	
Date		Headline	Download
2024/07/12		Global Equity Ratings	
2024/06/21		Global Equity Ratings	
2024/06/14		Global Equity Ratings	
2024/05/29		Global Equity Ratings	
2024/04/26		Global Equity Ratings	

5Y