

FACEBOOK INC FUTURE (FBUF) - EUX/202512

2024/06/28 18:40:45

Price
551.4811 USD

Difference  -0.12% (-0.68)

General attributes

Symbol	FBUFZ25
Exchange	Eurex
Currency	USD
Security type	Future
Underlying	META PLATFORMS INC. CLASS A
Maturity	12-2025
Contract size	100

Market data

Bid (Bid size)	- USD (-)
Ask (Ask size)	- USD (-)
Open	551.4811 USD
High	551.4811 USD
Low	551.4811 USD
Close (prev. day)	552.1569 USD
Underlying	META PLATFORMS INC. CLASS A
Underlying price (date)	504.22 (24/06/28)
Settlement price (date)	551.48 (24/06/28)
Open Interest	0

Performance and Risk

	6m	1Y	3Y
Perf (%)	+40.56%	+71.24%	-
Perf (abs.)	+159.12	+229.43	-
Beta	-	-	-
Volatility	41.88	36.33	-

Futures and Options

Related Futures	-
Related Options	-

5Y












Information about previous performance does not guarantee future performance.
Source: FactSet

Price data

Ø price 5 days Ø volume 5 days (pcs.)	546.7305 USD (0)
Ø price 30 days Ø volume 30 days (pcs.)	526.4008 USD (0)
Ø price 100 days Ø volume 100 days (pcs.)	525.5413 USD (0)
Ø price 250 days Ø volume 250 days (pcs.)	427.3160 USD (0)
YTD High date	570.4814 USD (2024/04/05)
YTD Low date	376.6848 USD (2024/01/02)
52 Weeks High date	570.4814 USD (2024/04/05)
52 Weeks Low date	312.0232 USD (2023/08/18)

Recent Research

on underlying	on sector	on market	
Date		Headline	Download
2024/06/21		Global Equity Ratings	
2024/06/14		Global Equity Ratings	
2024/05/29		Global Equity Ratings	
2024/04/26		Global Equity Ratings	
2024/04/03		Global Equity Ratings	