

FACEBOOK INC FUTURE (FBUF) - EUX/202512

2024/05/17 19:04:55

Price
506.8271 USD

Difference  **-1.00% (-5.11)**

General attributes

Symbol	FBUFZ25
Exchange	Eurex
Currency	USD
Security type	Future
Underlying	META PLATFORMS INC. CLASS A
Maturity	12-2025
Contract size	100

Market data

Bid (Bid size)	- USD (-)
Ask (Ask size)	- USD (-)
Open	506.8271 USD
High	506.8271 USD
Low	506.8271 USD
Close (prev. day)	511.9399 USD
Underlying	META PLATFORMS INC. CLASS A
Underlying price (date)	471.91 (24/05/17)
Settlement price (date)	506.83 (24/05/17)
Open Interest	0

Performance and Risk

	6m	1Y	3Y
Perf (%)	+36.95%	+89.11%	-
Perf (abs.)	+136.75	+238.82	-
Beta	-	-	-
Volatility	42.70	36.40	-

Futures and Options

Related Futures	-
Related Options	-

5Y











Information about previous performance does not guarantee future performance.
Source: FactSet

Price data

Ø price 5 days Ø volume 5 days (pcs.)	507.2485 USD (0)
Ø price 30 days Ø volume 30 days (pcs.)	517.1626 USD (0)
Ø price 100 days Ø volume 100 days (pcs.)	493.2482 USD (0)
Ø price 250 days Ø volume 250 days (pcs.)	401.9390 USD (0)
YTD High date	570.4814 USD (2024/04/05)
YTD Low date	376.6848 USD (2024/01/02)
52 Weeks High date	570.4814 USD (2024/04/05)
52 Weeks Low date	270.7638 USD (2023/05/18)

Recent Research

on underlying	on sector	on market	
Date		Headline	Download
2024/04/26		Global Equity Ratings	
2024/04/03		Global Equity Ratings	
2024/03/13		Global Equity Ratings	
2024/02/22		Global Equity Ratings	
2024/02/14		Global Equity Ratings	