

FACEBOOK INC FUTURE (FBUF) - EUX/202512

2024/04/25 18:46:45

Price
466.3206 USD

Difference  -11.92% (-63.11)

General attributes

Symbol	FBUFZ25
Exchange	Eurex
Currency	USD
Security type	Future
Underlying	META PLATFORMS INC. CLASS A
Maturity	12-2025
Contract size	100

Market data

Bid (Bid size)	- USD (-)
Ask (Ask size)	- USD (-)
Open	466.3206 USD
High	466.3206 USD
Low	466.3206 USD
Close (prev. day)	529.4327 USD
Underlying	META PLATFORMS INC. CLASS A
Underlying price (date)	441.38 (24/04/25)
Settlement price (date)	466.32 (24/04/25)
Open Interest	0

Performance and Risk

	6m	1Y	3Y
Perf (%)	+36.50%	+99.88%	-
Perf (abs.)	+124.70	+233.02	-
Beta	-	-	-
Volatility	42.36	38.23	-

Futures and Options

Related Futures	-
Related Options	-

5Y












Information about previous performance does not guarantee future performance.
Source: FactSet

Price data

Ø price 5 days Ø volume 5 days (pcs.)	514.7421 USD (0)
Ø price 30 days Ø volume 30 days (pcs.)	540.7769 USD (0)
Ø price 100 days Ø volume 100 days (pcs.)	472.4625 USD (0)
Ø price 250 days Ø volume 250 days (pcs.)	387.7670 USD (0)
YTD High date	570.4814 USD (2024/04/05)
YTD Low date	376.6848 USD (2024/01/02)
52 Weeks High date	570.4814 USD (2024/04/05)
52 Weeks Low date	236.1927 USD (2023/04/26)

Recent Research

on underlying	on sector	on market	
Date		Headline	Download
2024/04/03		Global Equity Ratings	
2024/03/13		Global Equity Ratings	
2024/02/22		Global Equity Ratings	
2024/02/14		Global Equity Ratings	
2024/01/23		Global Equity Ratings	