

GIVAUDAN AG FUTURE (GIVG) - EUX/202512

2024/06/04 18:34:07

Price
4,300.2705 CHFDifference  1.16% (49.17)

General attributes

Symbol	GIVGZ25
Exchange	Eurex
Currency	CHF
Security type	Future
Underlying	GIVAUDAN SA
Maturity	12-2025
Contract size	10

Market data

Bid (Bid size)	- CHF (-)
Ask (Ask size)	- CHF (-)
Open	4,300.2705 CHF
High	4,300.2705 CHF
Low	4,300.2705 CHF
Close (prev. day)	4,251.105 CHF
Underlying	GIVAUDAN SA
Underlying price (date)	4,263.00 (24/06/04)
Settlement price (date)	4,300.27 (24/06/04)
Open Interest	0

Performance and Risk

	6m	1Y	3Y
Perf (%)	+29.59%	+37.87%	-
Perf (abs.)	+970.72	+1,167.66	-
Beta	-	-	-
Volatility	19.16	19.90	-

Futures and Options

Related Futures	-
Related Options	-

5Y












Information about previous performance does not guarantee future performance.
Source: FactSet

Price data

Ø price 5 days Ø volume 5 days (pcs.)	4,255.5979 CHF (0)
Ø price 30 days Ø volume 30 days (pcs.)	4,127.2200 CHF (0)
Ø price 100 days Ø volume 100 days (pcs.)	3,866.2688 CHF (0)
Ø price 250 days Ø volume 250 days (pcs.)	3,369.5174 CHF (0)
YTD High date	4,288.8569 CHF (2024/05/27)
YTD Low date	3,273.8498 CHF (2024/01/23)
52 Weeks High date	4,288.8569 CHF (2024/05/27)
52 Weeks Low date	2,755.3075 CHF (2023/08/21)

Recent Research

on sector		on market	
Date		Headline	Download
2024/05/29		Global Equity Ratings	
2024/04/26		Global Equity Ratings	
2024/04/03		Global Equity Ratings	
2024/03/13		Global Equity Ratings	
2024/02/22		Global Equity Ratings	